

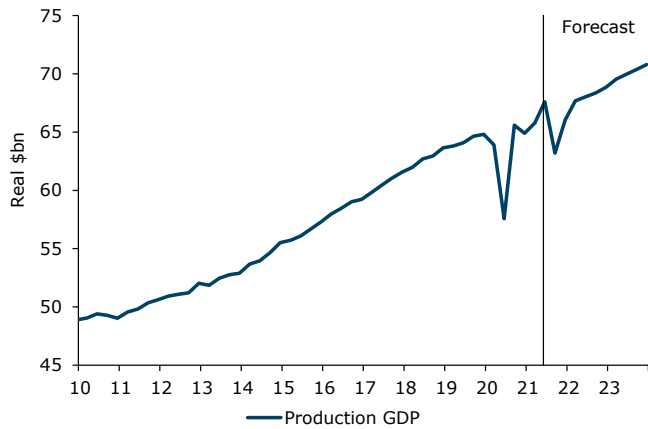
Quarterly Economic Outlook

Red light/green light



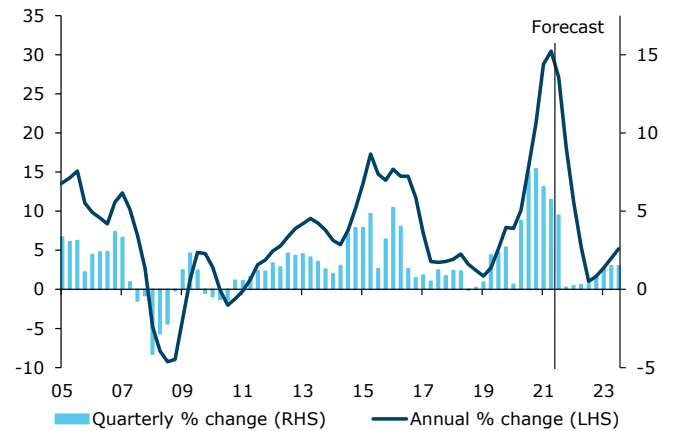
GDP volatility is back

All eyes are on the rebound



House price inflation to fall

And it could be sharper than we expect



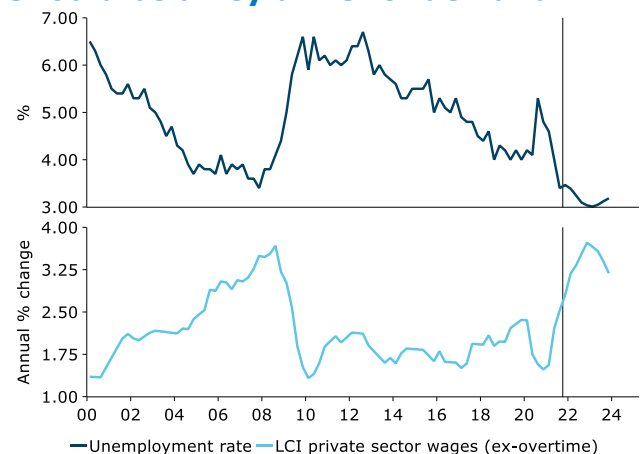
Households are wary

Consumer confidence has slipped



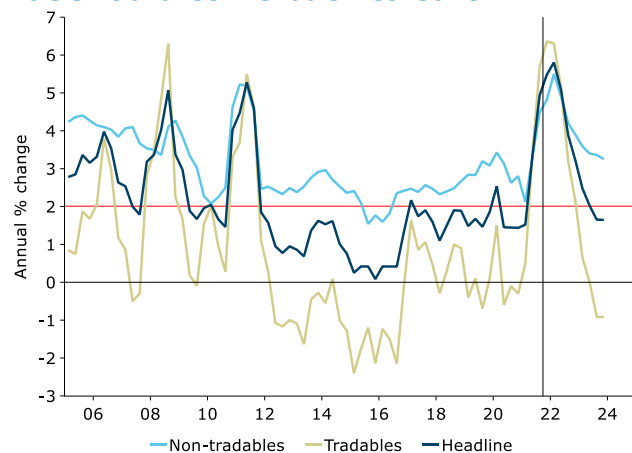
The very tight labour market

Should be a key driver of demand



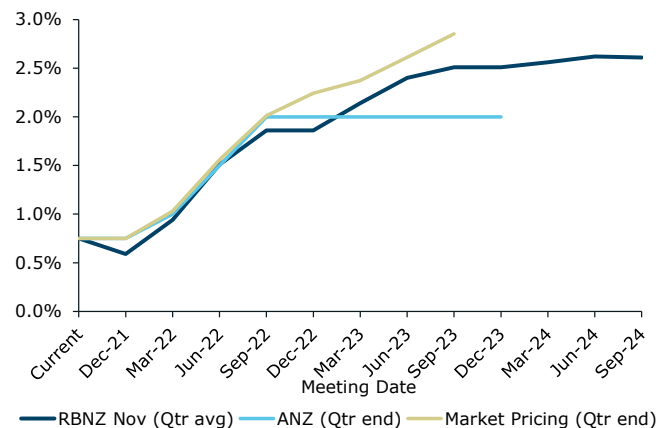
Inflation target exceeded

But should come back to earth



More OCR hikes to come

Risks on both sides



Source: Stats NZ, REINZ, RBNZ, Bloomberg, ICAP, Roy Morgan, ANZ Research

This is not personal advice nor financial advice about any product or service. The opinions and research contained in this document are provided for information only, are intended to be general in nature and do not take into account your financial situation or goals. Please refer to the [Important Notice](#).

ISSN 2624-1439

Publication date: 1 December 2021



Red light/green light

Summary

As 2021 draws to an end we consider the forces that will hopefully guide the NZ economy towards a sustainable growth path through 2022 and beyond. All going well, 2022 will bring the next big stage of the Great Normalisation: living with COVID-19 and gradually reopening our borders. All our fingers and toes are crossed for a smooth transition, but there are many lingering economic distortions out there that could well bring a surprise or two as we travel the lengthy path towards normalisation. Right now, the economy is simply too stretched, and stimulus clearly needs to be dialled back. But the past 18 months show economic conditions can change extremely quickly. A cautious approach is warranted.

A strong starting point

Economic momentum heading into the Delta outbreak was nothing short of remarkable. That was particularly true for the labour market, where the unemployment rate hit a record low of just 3.4% in Q3, despite labour force participation hitting a record high! From a household sector perspective, this is great news – the balance of power has shifted in favour of workers, who in many cases can negotiate higher wages or [jump ship](#) for higher wages due to their scarcity.

However, there's a glass-half-empty lens here too: the lift in living costs, as measured by CPI inflation, has significantly outpaced wage growth, meaning many households are going backwards in real terms. In fact, this may be part of the reason why labour force participation has lifted, as the higher cost of housing, food, utilities, transport and pretty much everything in between push people into work.

All up, solid nominal wage growth (albeit negative real wage growth) combined with solid employment growth means the aggregate income story for the household sector is still on balance a positive one. But at the individual level it doesn't appear to feel like that's case (figure 1).

Figure 1. Consumer confidence

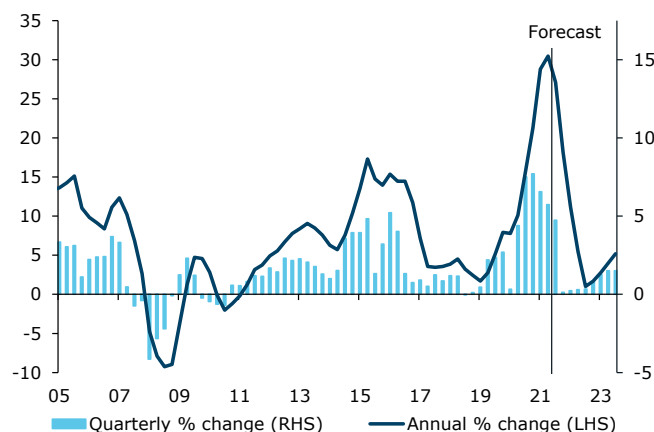


Source: ANZ Research, Roy Morgan

Looking back over 2021, it's clear that macro-economic stimulus has done what it can to limit the economic fallout from lockdowns. Here's a quick stocktake of the current state of play before we dive into how things might evolve from here:

- **Households:** As discussed, the household sector is in good stead in aggregate income terms, and while it has higher debt, the house price boom has also turbo-charged its balance sheet. But it doesn't seem to be feeling great, and the outlook is a bit iffier, to be fair. The [housing market](#) is on borrowed time (figure 2). Strong housing momentum has been a key driver of domestic demand, but we think that's about to change. From here, the best case scenario is a soft landing for housing that doesn't disrupt broader economic momentum. That's our forecast, but it could in practice be difficult to engineer from this starting point.

Figure 2. House prices



Source: REINZ, ANZ Research



Red light/green light

- **Firms:** The business sector is a mixed bag, both regionally and by industry. [Construction is going gangbusters](#), but the materialisation of housing risks could easily spill over to the residential construction industry and beyond. Retail trade has experienced phenomenal growth (looking through lockdown noise), but household sentiment and our forecast of a cooling housing market implies the upside is very limited from here. Another summer without international tourists will hurt hospitality and related services industries hard. And broadly speaking, higher labour, materials, and regulatory costs are eating into bottom lines all over the show. The good news is that domestic demand remains strong. Overall, business confidence is above pre-crisis levels, but there is a moderating trend at play that we'll need to keep a close eye on over 2022.
- **Public:** Government spending remains highly expansionary. In September, the Minister of Finance announced that the COVID Response and Recovery Fund has been topped up by an additional \$7bn. That would bring the total fiscal response (spent over multiple years) to just shy of \$70bn (more than 20% of 2020 nominal GDP). The fiscal situation is quite nuanced. Many businesses and households are in desperate need of targeted support, but from a macroeconomic perspective, high government spending in an economy facing severe capacity constraints risks just adding to inflation pressures. That wouldn't be a good return for taxpayers, and also implies the RBNZ will need to hike interest rates more than otherwise (offsetting the macro-support from fiscal settings). Over the past year or so, the extent of capacity constraints has surprised us, the RBNZ, and the Treasury to the upside. And this should have implications for the Treasury's fiscal strategy advice to the Government going forward. It's a fine balance between helping those in need following a patently unfair and arbitrary economic shock, and avoiding unnecessary, inflationary, and wasteful fiscal spending. But fair to say the recovery has progressed to the point that the Government should be considering the pro-cyclical nature of fiscal settings.
- **Global:** On a trend basis, growth in goods export prices has been outstripping import prices. That's great news from a national income perspective, but the dairy industry (our largest goods exporter) is mature, and more likely to remain on a deleveraging pathway than embark on another major investment boom. That means downstream implications may be muted. But it's not just dairy

where returns are solid. Meat and horticulture returns are strong. Unfortunately, high freight costs are eroding overseas returns. And labour shortages, regulatory costs, soaring fertiliser costs and global economic and financial market fragilities [are still a big concern](#).

Overall, and looking through the pockets hit hardest by health restrictions, the wider economy has been performing very well – better than anyone dared hope. But economic resources are now very stretched. Workers are scarce (a situation exacerbated by the closed border) and global and domestic supply chain issues are intense (but hopefully past their peak), adding to price and cost pressures.

It's a good thing the RBNZ is already on the case, and has been reducing monetary stimulus since July (when it halted additional LSAP purchases). November brought a second [hike](#), bringing the OCR to 0.75%. Looking forward, we expect the RBNZ will continue tightening the OCR in 25bp increments until it is satisfied the balance of risks around its inflation and full employment mandate are balanced. We've pencilled in a terminal OCR of 2% by August 2022 – ie a 25bp hike at the next five meetings from here. However, there are risks on both sides that could see the hiking cycle either cut short or continuing for longer.

A stronger recovery in global and domestic supply capacity, combined with a sharper-than-expected housing downturn and weaker global demand pulse, could easily result in a net demand shock unfolding over 2022, necessitating an earlier end to OCR hikes (and possibly their reversal). Conversely, the supply recovery may unfold much slower (or be more permanent than assumed), while persistent strong wage pressures threaten a dangerous wage-price spiral, necessitating a longer hiking cycle (ie higher terminal OCR) than we expect. We recently published a [note](#) illustrating some of the more extreme paths the economy could take from here. It highlights how we (and every other forecaster for that matter) could be very wrong (or a little wrong) about the outlook, and that the scope for a policy mistake by the RBNZ and the Government is pretty high if they fail to recognise the state of the world we are heading for in a timely manner.

The road to normal starts with traffic lights...

2022 won't be a "normal" year by any means, but it'll hopefully mark a decent leg of the journey. Successful elimination of COVID in the community over 2020 and the first half of 2021 meant that for



Red light/green light

the most part, New Zealanders enjoyed economic freedoms that much of the world looked at with envy. Kiwis were able to go about their daily lives, confident that the risk of catching COVID-19 was low. But the next phase of the health response will be quite different as we move into a world of traffic lights, vaccine passes, COVID in the community, and gradually reopening borders to vaccinated travellers.

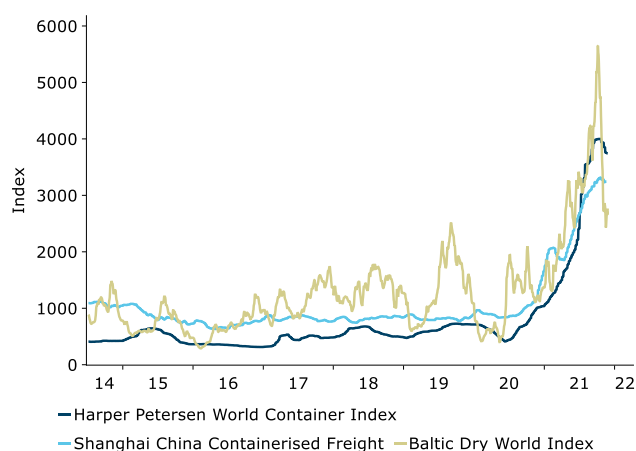
While the new traffic light system won't be as restrictive as the Alert Level system, it's hard to know how your average household will react to the new settings and higher COVID risk. Some will undoubtedly choose to avoid busy locations and prefer working from home if given the opportunity. We think most Kiwis just want to get on with life, and that COVID fear will only have minor impacts in aggregate. Perhaps the larger risk is that further mutation of the virus and/or waning immunity puts too much pressure on the health system, requiring stricter restrictions than the red traffic light setting. Broadly, it looks like the traffic light system will be about as economically restricting as Alert Level 2 for the vaccinated. The economy has proven it can perform pretty well under such settings.

However, we've also learnt from previous experience that once economic restrictions are low enough, economic activity becomes less of a question of what is *allowed* to happen under restrictions and more about what *will* happen. That is, as economic constraints become less binding, outturns will be determined more by the underlying health of the economy and the demand pulse. But before that becomes evident, there will be pent-up demand in Auckland to work through. Brace for data noise!

...and Google maps says to expect delays

We've written at length in the past about the global and domestic supply disruptions that have accompanied this shock, concluding that COVID is on balance an inflationary shock. And while there are still plenty of headlines showing just how acute supply constraints are right now, we're hopeful that there is light at the end of the tunnel. Indeed, global shipping costs are already easing (figure 3). As labour mobility and productivity improves with lifting vaccination rates and opening borders, and as shipping capacity lifts and manufacturing bottlenecks are worked through, we think cost and price pressures will ease further over 2022. While we may not see a return to pre-crisis levels, the moderation will nonetheless be a drag on inflation.

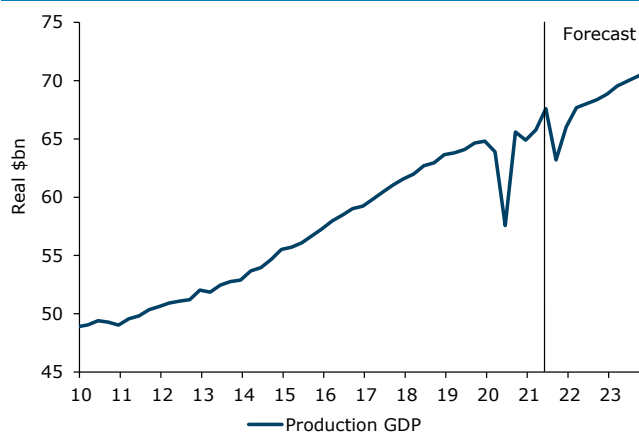
Figure 3. Freight indices



Source: Harper Petersen & Co, Shanghai Shipping Exchange, Baltic Exchange, Bloomberg, Macrobond, ANZ Research

Turning to key macroeconomic forecasts, we know GDP is going to have a wild finish to 2021. We've pencilled in a 6.5% q/q contraction for Q3, followed by a 4.5% rebound in Q4 that continues in Q1 2022 (+2.5% q/q). But let's not get too fixated on the GDP growth numbers for now. There is the annual benchmarking to incorporate in Q3, which could significantly impact our understanding of history before we even think about growth rates. And given the timing of restrictions and associated pent-up demand, volatility in these data won't even begin to settle down until Q2 2022 (which is released in September 2022). Once again, GDP isn't going to be a useful gauge for assessing the degree of capacity stretch in the economy in the near term – it's simply too noisy. We'll have to rely more on price monitoring and survey data (eg capacity utilisation) for that. Over the medium term, we think the ingredients are there for a sustainable growth path (figure 4), chiefly the very tight labour market and fairly robust household sector.

Figure 4. GDP



Source: Statistics NZ, ANZ Research

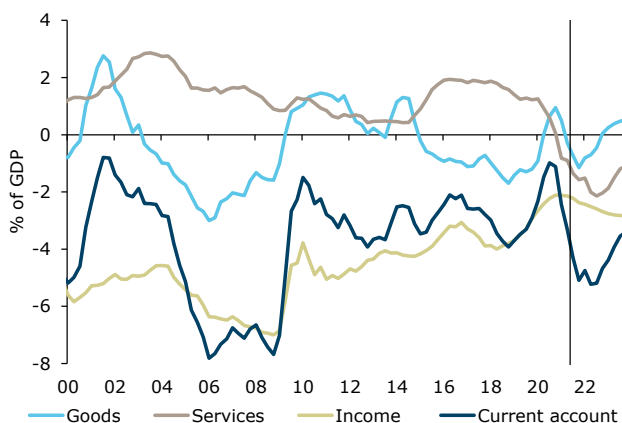


Red light/green light

Touch wood, the icing on the cake for the NZ economy over 2022 will be the gradual reopening of our borders to migrants and international visitors, but it may end up being a late-2022 bump. The Government has said borders will gradually reopen from January to Kiwis, but that fully vaccinated foreign nationals will have to wait until 30 April before the border *begins* to open to them.

Unfortunately, this means another peak tourism season (NZ's summer) without international visitors, and with the border open for Kiwis to escape the 2022 winter, there won't be a positive offset for the industry in the colder months either. It could be a [tough slog to the finish line](#) for NZ tourism. We have pencilled in a gradual lift in services exports starting in Q2 2022, but the lift in services imports is expected to start earlier. Net services exports are expected to drag on the economy in the first part of 2022, driving a further widening of the services deficit. That will see the current account deficit widen further too (figure 5).

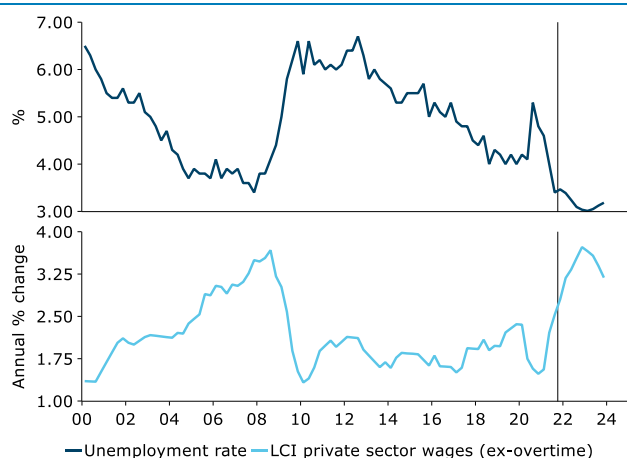
Figure 5. Balance of payments



Source: Stats NZ, ANZ Research

The evolution of the labour market will be particularly important for gauging broader economic momentum – even more so in the near term, given headline GDP will be thrown around by lockdown. We expect tightness in the labour market to continue into 2022 and beyond, with the unemployment rate drifting to a low of 3% in Q4 2022. Firms have been successful at drawing people into the labour market from inactivity, and we think that will continue – seeing the participation rate holding up around current record levels. It's very possible that participation falls instead, as COVID fear deters some workers in close contact service industries and longer-term population aging trends take hold. But if overall employment holds it together through that, this would imply an even lower unemployment rate than we've pencilled in.

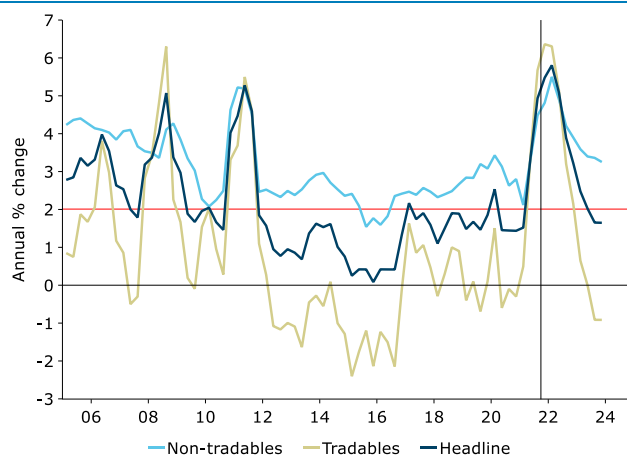
Figure 6. Unemployment rate and labour costs



Source: Stats NZ, Macrobond, ANZ Research

Balancing it all up, CPI inflation is poised to intensify in the very near term with tradable prices having jumped from high to high recently. However, as discussed, much of the tradable inflation pulse is expected to unwind over 2022, and even turn negative for a time (figure 7).

Figure 7. CPI inflation



Source: Stats NZ, Macrobond, ANZ Research

Importantly for the RBNZ, the tight labour market will keep the pressure on non-tradable inflation, with headline inflation pretty close to the 2% target midpoint by the end of 2023. On balance, we think a series of OCR hikes towards 2% will put the economy on this path, but there's still plenty of economic distortion out there that will keep the RBNZ on their toes. The economy has evolved extremely rapidly over the past 18 months, and the eventual turn in the cycle could be just as rapid. Indeed, mortgage rates have experienced their sharpest rise in almost two decades, and we need to be cognisant of the lags between monetary conditions and economic activity.



Red light/green light

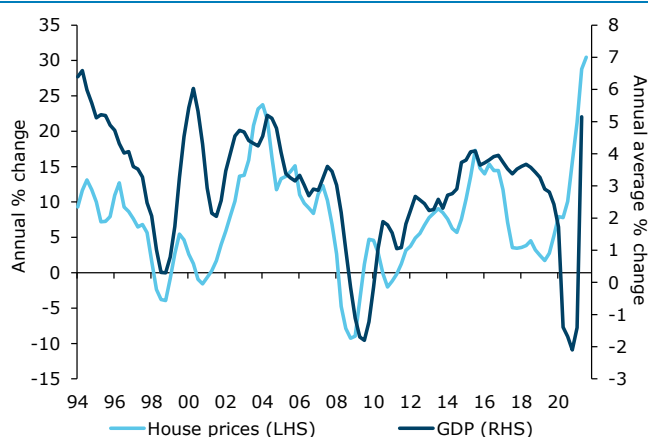
The RBNZ proceeding with caution is the right thing to do.

We'll need to keep a very close eye on the fundamental state of the economy as monetary tightening continues.

Here's what we'll be watching:

- The health of the **household sector** is top of mind as we head into 2022. Consumer confidence is a worry right now, but labour market data and strong retail spending suggest there's still plenty of underlying momentum. But sub-par consumer confidence, combined with higher interest rates, could lead to a more significant household sector deleveraging scenario than we expect. This may show up initially in our own internal card-spending data, so it'll pay to keep a close eye on this, alongside employment and confidence. Business confidence may provide an early warning sign too, via firms' reported employment intentions.
- The **housing market** is definitely on a watching brief. It's notoriously difficult to forecast, but it tends to be highly correlated with broader economic momentum (figure 8). If the housing market moderates more quickly, and/or the downstream impacts on the economy are stronger than we assume, then the economic recovery may well stagnate. But again, it's not the housing market *per se* of which we need to be wary; it's the flow-on implications for broader confidence and activity. The RBNZ has been warning for a while now that house prices are overvalued – we concur. We suspect the RBNZ is therefore unlikely to respond to a weaker housing market until they are convinced it's weighing on broader economic momentum.

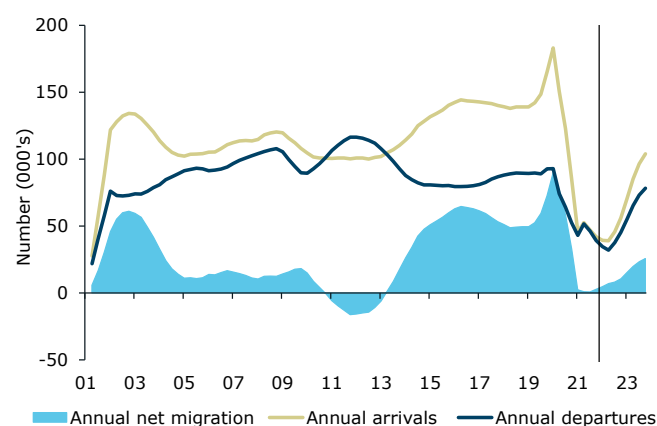
Figure 8. Annual house price inflation and GDP growth



Source: REINZ, Stats NZ, ANZ Research

- **Price pressures** and capacity constraints are going to remain very topical into 2022. Inflation expectations by many measures are already off the charts, and if the prospect of a higher OCR doesn't eventually rein that in, then the RBNZ may need to be a little more aggressive. We'll also need to keep a very close eye on global supply chain developments. Hard and soft commodity prices as well as shipping costs will be closely watched.
- **Net migration** has been very low and very stable with our borders closed. But it could become a lot more interesting in 2022. It's hard to say how many Kiwis are waiting to head overseas once they are confident they will be able to return without the going through the rigmarole of booking an MIQ slot. It's also hard to know what policy changes the Government might make that restrict the number of migrants to NZ. The state of the housing market is testament to the flaws of a migration-driven growth strategy. We assume migration will lift gradually over 2022 as borders reopen to travellers, but tighter policy settings, and/or a mismatch in when NZ borders open relative the rest of the world (with Kiwis jumping ship in the search for higher real incomes) could result in a net outflow. That would take the pressure of housing a lot faster, and while it will have offsetting implications for inflation (both the supply and demand side of the economy would take a hit), it could affect the broader economic mood, hurting investment.

Figure 9. Net migration assumption



Source: Stats NZ, ANZ Research

- Lastly, **the COVID situation** is going to keep us all on our toes for a long while yet. Vaccines are a game changer, but this virus can mutate quickly (as demonstrated by the Omicron variant concern). On the upside, antiviral treatments are also looking promising.



Red light/green light

All up, 2022 will be a key milestone in the road to normal, but it certainly won't be the end of the journey. There will be red lights, orange lights, and hopefully green lights. We're hoping policy makers can engineer a smooth transition from copious macro-stimulus towards a tight labour market and gradually reopening borders, but with so many moving parts, the chances we hit a few potholes along the way seem high.

In that context, the RBNZ will be doing well to be in a position to steadily increase the OCR at every opportunity through 2022, and the odds seem skewed against more yet being needed at that point. But we certainly can't rule it out. Our modest OCR forecast nets out two very large opposing forces: lots of persistent inflation pressure, but greater sensitivity to rate hikes due to debt loadings that make parts of the economy actually relatively fragile (a global theme). That characterisation illustrates why uncertainty around the future path of interest rates is so high.



Markets outlook

Summary

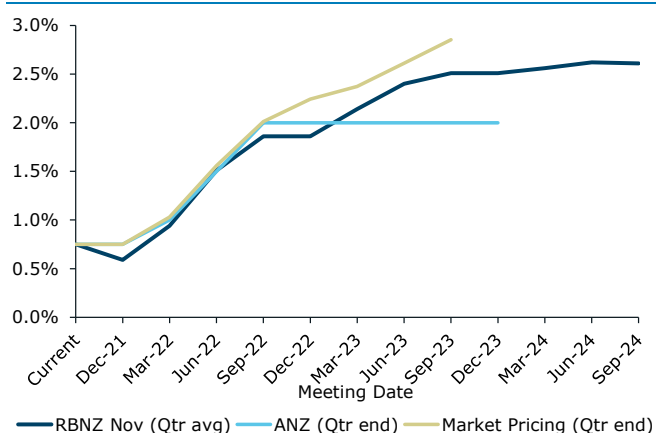
Very short-term interest rates like the 90-day bank bill will rise as the OCR rises to 2.00% over 2022, but with forward interest rate markets already pricing in an even larger rise than that, other key short-term interest rates like the 2-year aren't likely to rise much further. On the contrary, we see scope for them to correct a little lower if frothy market expectations for the OCR (which exceed our forecast and the RBNZ's projections) get pared back over coming months. We expect long end interest rates to continue to rise, taking their lead from US bonds, whose yields are expected to rise over 2022 as the Fed transitions from tapering to tightening. Our FX forecasts continue to assume that NZD/USD appreciates towards 0.72 before levelling off over 2022, but the risks to that not being achieved are increasing as markets weigh up fresh COVID risks, the prospect of an accelerated Fed tapering profile and generalised late-cycle risks to the global growth outlook.

Higher OCR coming, but it's already priced in

We expect the RBNZ to continue tightening monetary policy over the course of 2022, taking the OCR to a cycle high of 2.00%. We expect this to be achieved via a series of measured hikes in increments of 0.25%pts at each meeting up to and including August 2022. This is a slightly more aggressive forecast than what we had pencilled in one quarter ago (back then we were forecasting a 1.5% peak in the OCR). That upgrade mainly reflects the better starting point the economy was in going into recent lockdowns, and higher inflation pressures.

Markets expectations for the OCR have come back from where they were immediately before the RBNZ's November Monetary Policy Statement. At that time, markets were pricing in a peak OCR closer to 3%. But even after adjusting lower, they are still pricing in a more elevated profile than we expect. Additionally, by early December, even after news of the Omicron variant of COVID had emerged, market expectations were still above even the RBNZ's freshly revised projections (Figure 1).

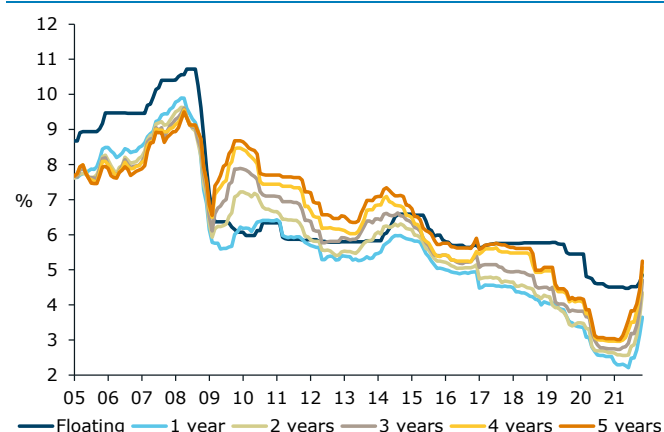
Figure 1. ANZ forecasts and market expectations for the OCR



Source: RBNZ, ICAP, Bloomberg, ANZ Research

Despite the clearly better starting point for the economy, we believe the medium-term risks to the outlook are even more skewed to the downside than they were a quarter ago. That's mainly thanks to what we see as fragilities emerging in the housing market, COVID risks, and generalised late-cycle risks to the outlook for global growth and asset prices. We are also mindful that mortgage rates have risen sharply over the past six months (Figure 2). Not only will that dramatically tighten household financial conditions, but it has effectively done some of the work for the RBNZ.

Figure 2. Mortgage Rates (average of the "Big-4" Banks)



Source: ANZ Research, interest.co.nz

With markets pricing in a more aggressive OCR profile than we expect and the RBNZ is projecting, we see less scope for significant further rises in key short-end interest rates like the 2-year. While very short-term interest rates like the 3-month bank bill will continue to move up as the OCR goes higher (and can only "look" 3 months into the future), 2-year interest rates have already moved up in anticipation of the OCR moving up to 2% and beyond over 2022.



Markets outlook

Technically we see scope for 2-year rates to correct a little lower given how frothy expectations still are. However, in a rising OCR environment, markets often tend to err on the high side of fair-value calculations based on OCR forecasts, which form the foundation for our short-end forecasts.

Global rates still pressuring the long end higher, but a lot of work has already been done

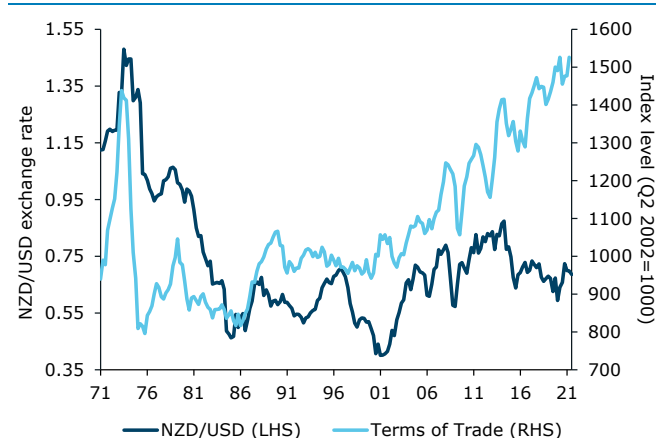
Long-end interest rates continue to be driven by global interest rates – in particular US and Australian bond yields. Neither the US Federal Reserve nor the Reserve Bank of Australia have started lifting their policy rates, and both are still engaged in QE. But the pace of QE is slowing and markets expect both central banks to hike in 2022 or 2023, and long-term bond yields have started rising in anticipation. Bond yields have been trending higher in both markets (and more widely globally) since the middle of the year, and while they did correct lower on news of the Omicron virus in late November, we expect long-term global interest rates to continue trending higher, taking New Zealand long-end interest rates with them.

Our forecast assume that 10-year bond yields rise to a high of 2.8% over the next year. That's not a significant rise from current levels just under 2½%, but as is the case with the short end, that's because they have already moved a long way as economic data has surprised to the topside, and as market expectations for the OCR have lifted. Up until this point, that has been reflected in a wider NZ/US 10-year bond spread. We expect this spread to continue to widen as the RBNZ presses on with OCR hikes, but with Fed tapering already underway (and the Fed hinting at it being sped up), and tightening coming,

we eventually expect the NZ/US spread to narrow. This is expected to manifest in US bond yields rising more rapidly than NZ bond yields, as opposed to NZ bond yields falling per se.

Our FX forecasts continue to assume that NZD/USD appreciates towards 0.72 before levelling off over 2022. That forecast is based on New Zealand's clear (and growing) interest rate advantage and still elevated terms of trade (Figure 3). This forecast does look somewhat challenging in the wake of the correction lower as markets reacted to news of the new Omicron variant of COVID, which saw NZD/USD dive below 0.6800. We acknowledge that the RBNZ's more considered tone, prospects for an accelerated Fed taper and risks around global asset prices do pose downside risks to our forecasts, but we are also mindful of the seasonal tendency for the Kiwi to appreciate in December, the high cost of shorting the NZD, and the still positive tone of the data flow in New Zealand (even if future surprises are harder to come by).

Figure 3. 50 years of the NZD and Terms of Trade



Source: Stats NZ, Bloomberg, ANZ Research

Table 1: Forecasts (end of quarter)

FX Rates	Dec-21	Mar-22	Jun-22	Sep-22	Dec-22	Mar-23	Jun-23
NZD/USD	0.72	0.72	0.72	0.72	0.72	0.72	0.72
NZD/AUD	0.96	0.96	0.96	0.96	0.96	0.96	0.96
NZD/EUR	0.64	0.64	0.64	0.63	0.63	0.63	0.62
NZD/JPY	83.5	83.5	83.5	83.5	83.5	83.5	83.5
NZD/GBP	0.54	0.53	0.53	0.53	0.53	0.53	0.52
NZD/CNY	4.61	4.59	4.57	4.55	4.54	4.52	4.50
NZ\$ TWI	76.6	76.5	76.4	76.1	75.9	75.8	75.5
Interest Rates	Dec-21	Mar-22	Jun-22	Sep-22	Dec-22	Mar-23	Jun-23
NZ OCR	0.75	1.00	1.50	2.00	2.00	2.00	2.00
NZ 90 day bill	1.02	1.52	2.02	2.10	2.10	2.10	2.10
NZ 2-yr swap	1.93	2.05	2.10	2.10	2.10	2.10	2.10
NZ 10-yr bond	2.50	2.60	2.70	2.70	2.80	2.80	2.80

Source: Bloomberg, ANZ Research



Key forecasts

Calendar Years	2017	2018	2019	2020	2021(f)	2022(f)	2023(f)
NZ Economy (annual average % change)							
Real GDP (production)	3.5	3.4	2.4	-2.1	4.2	3.9	2.8
Private Consumption	5.6	4.4	3.5	-1.4	7.6	2.7	3.1
Public Consumption	3.4	3.4	5.4	6.3	7.1	2.6	2.3
Residential investment	-1.5	1.2	4.9	-4.3	13.8	8.8	4.0
Other investment	6.9	9.5	2.6	-8.0	4.0	2.8	5.5
Stockbuilding ¹	0.2	0.4	-0.7	-0.8	1.2	-0.3	0.0
Gross National Expenditure	5.2	5.3	2.9	-2.1	8.8	3.0	3.4
Total Exports	2.7	3.2	2.4	-12.8	-4.0	6.7	9.9
Total Imports	7.3	6.4	2.1	-15.9	13.8	4.9	5.2
Employment (annual %)	3.7	2.2	1.2	0.6	3.6	2.3	1.3
Unemployment Rate (sa; Dec qtr)	4.5	4.3	4.0	4.8	3.5	3.0	3.2
Labour Cost Index (annual %)	1.9	2.0	2.4	1.5	2.8	3.7	3.2
Terms of trade (OTI basis; annual %)	7.9	-4.8	7.1	-1.6	4.5	2.0	2.2
Prices (annual % change)							
CPI Inflation	1.6	1.9	1.9	1.4	5.5	3.2	1.6
Non-tradable Inflation	2.5	2.7	3.1	2.8	4.8	3.9	3.3
Tradable Inflation	0.5	0.9	0.1	-0.3	6.4	2.1	-0.9
REINZ House Price Index	3.5	3.2	5.2	15.6	27.1	1.0	5.2
NZ Financial Markets (end of December quarter)							
NZD/USD	0.71	0.67	0.67	0.72	0.72	0.72	0.72
NZD/AUD	0.91	0.95	0.96	0.94	0.96	0.96	0.96
NZD/EUR	0.59	0.59	0.60	0.59	0.64	0.63	0.62
NZD/JPY	79.9	73.8	73.1	74.6	83.5	83.5	83.5
NZD/GBP	0.53	0.53	0.51	0.53	0.54	0.53	0.51
NZD/CNY	4.62	4.62	4.69	4.74	4.61	4.54	4.46
NZ\$ TWI	74.4	73.4	73.7	75.2	76.6	75.9	75.2
Official Cash Rate	1.75	1.75	1.00	0.25	0.75	2.00	2.00
90-day bank bill rate	1.88	1.97	1.29	0.27	1.02	2.10	2.10
2-year swap rate	2.21	1.97	1.26	0.28	1.93	2.10	2.10
10-year government bond rate	2.72	2.37	1.65	0.99	2.50	2.80	2.80

¹ Percentage point contribution to growth

Forecasts finalised 1 December 2021

Source: Statistics NZ, REINZ, Bloomberg, Treasury, ANZ Research



Contact us

Meet the team

We welcome your questions and feedback. Click [here](#) for more information about our team.



Sharon Zollner
Chief Economist

Follow Sharon on Twitter
@sharon_zollner

Telephone: +64 27 664 3554
Email: sharon.zollner@anz.com

General enquiries:
research@anz.com

Follow ANZ Research
@ANZ_Research (global)



David Croy
Senior Strategist

Market developments, interest rates, FX, unconventional monetary policy, liaison with market participants.

Telephone: +64 4 576 1022
Email: david.croy@anz.com



Susan Kilsby
Agricultural Economist

Primary industry developments and outlook, structural change and regulation, liaison with industry.

Telephone: +64 21 633 469
Email: susan.kilsby@anz.com



Miles Workman
Senior Economist

Macroeconomic forecast co-ordinator, fiscal policy, economic risk assessment and credit developments.

Telephone: +64 21 661 792
Email: miles.workman@anz.com



Finn Robinson
Economist

Macroeconomic forecasting, economic developments, labour market dynamics, inflation and monetary policy.

Telephone: +64 21 629 553
Email: finn.robinson@anz.com



Kyle Uerata
Economic Statistician

Economic statistics, ANZ proprietary data (including ANZ Business Outlook), data capability and infrastructure.

Telephone: +64 21 633 894
Email: kyle.uerata@anz.com



Natalie Denne
PA / Desktop Publisher

Business management, general enquiries, mailing lists, publications, chief economist's diary.

Telephone: +64 21 253 6808
Email: natalie.denne@anz.com



Important notice

Last updated: 15 October 2021

This document is intended for ANZ's Institutional, Markets and Private Banking clients. It should not be forwarded, copied or distributed. The opinions and research contained in this document are (a) not personal advice nor financial advice about any product or service; (b) provided for information only; and (c) intended to be general in nature and does not take into account your financial situation or goals.

This document may be restricted by law in certain jurisdictions. Persons who receive this document must inform themselves about and observe all relevant restrictions.

Disclaimer for all jurisdictions: This document is prepared and distributed in your country/region by either: Australia and New Zealand Banking Group Limited (ABN11 005 357 522) (**ANZ**); or its relevant subsidiary or branch (each, an **Affiliate**), as appropriate or as set out below.

This document is distributed on the basis that it is only for the information of the specified recipient or permitted user of the relevant website (**recipients**).

This document is solely for informational purposes and nothing contained within is intended to be an invitation, solicitation or offer by ANZ to sell, or buy, receive or provide any product or service, or to participate in a particular trading strategy.

Distribution of this document to you is only as may be permissible by the laws of your jurisdiction, and is not directed to or intended for distribution or use by recipients resident or located in jurisdictions where its use or distribution would be contrary to those laws or regulations, or in jurisdictions where ANZ would be subject to additional licensing or registration requirements. Further, the products and services mentioned in this document may not be available in all countries.

ANZ in no way provides any financial, legal, taxation or investment advice to you in connection with any product or service discussed in this document. Before making any investment decision, recipients should seek independent financial, legal, tax and other relevant advice having regard to their particular circumstances.

Whilst care has been taken in the preparation of this document and the information contained within is believed to be accurate, ANZ does not represent or warrant the accuracy or completeness of the information. Further, ANZ does not accept any responsibility to inform you of any matter that subsequently comes to its notice, which may affect the accuracy of the information in this document.

Preparation of this document and the opinions expressed in it may involve material elements of subjective judgement and analysis. Unless specifically stated otherwise: they are current on the date of this document and are subject to change without notice; and, all price information is indicative only. Any opinions expressed in this document are subject to change at any time without notice.

ANZ does not guarantee the performance of any product mentioned in this document. All investments entail a risk and may result in both profits and losses. Past performance is not necessarily an indicator of future performance. The products and services described in this document may not be suitable for all investors, and transacting in these products or services may be considered risky.

ANZ expressly disclaims any responsibility and shall not be liable for any loss, damage, claim, liability, proceedings, cost or expense (Liability) arising directly or indirectly and whether in tort (including negligence), contract, equity or otherwise out of or in connection with this document to the extent permissible under relevant law. Please note, the contents of this document have not been reviewed by any regulatory body or authority in any jurisdiction.

ANZ and its Affiliates may have an interest in the subject matter of this document. They may receive fees from customers for dealing in the products or services described in this document, and their staff and introducers of business may share in such fees or remuneration that may be influenced by total sales, at all times received and/or apportioned in accordance with local regulatory requirements. Further, they or their customers may have or have had interests or long or short positions in the products or services described in this document, and may at any time make purchases and/or sales in them as principal or agent, as well as act (or have acted) as a market maker in such products. This document is published in accordance with ANZ's policies on conflicts of interest and ANZ maintains appropriate information barriers to control the flow of information between businesses within it and its Affiliates.

Your ANZ point of contact can assist with any questions about this document including for further information on these disclosures of interest.

Country/region specific information: Unless stated otherwise, this document is distributed by Australia and New Zealand Banking Group Limited (**ANZ**).

Australia. ANZ holds an Australian Financial Services licence no. 234527. For a copy of ANZ's Financial Services Guide please or request from your ANZ point of contact.

Brazil, Brunei, India, Japan, Kuwait, Malaysia, Switzerland, Taiwan. This document is distributed in each of these jurisdictions by ANZ on a cross-border basis.

Cambodia. The information contained in this document is confidential and is provided solely for your use upon your request. This does not constitute or form part of an offer or solicitation of any offer to engage services, nor should it or any part of it form the basis of, or be relied in any connection with, any contract or commitment whatsoever. ANZ does not have a licence to undertake banking operations or securities business or similar business, in Cambodia. By requesting financial services from ANZ, you agree, represent and warrant that you are engaging our services wholly outside of Cambodia and subject to the laws of the contract governing the terms of our engagement.

Chile. You understand and agree that ANZ Banking Group Limited is not regulated by Chilean Authorities and that the provision of ANZ Research is not subject to any Chilean supervision and is not guaranteed by any regulatory or governmental agency in Chile.

European Economic Area (EEA): United Kingdom. ANZ is authorised in the United Kingdom by the Prudential Regulation Authority (**PRA**) and is subject to regulation by the Financial Conduct Authority (**FCA**) and limited regulation by the PRA. Details about the extent of our regulation by the PRA are available from us on request. This document is distributed in the United Kingdom by Australia and New Zealand Banking Group Limited ANZ solely for the information of persons who would come within the FCA definition of "eligible counterparty" or "professional client". It is not intended for and must not be distributed to any person who would come within the FCA definition of "retail client". Nothing here excludes or restricts any duty or liability to a customer which ANZ may have under the UK Financial Services and Markets Act 2000 or under the regulatory system as defined in the Rules of the Prudential Regulation Authority (**PRA**) and the FCA. ANZ is authorised in the United Kingdom by the PRA and is subject to regulation by the FCA and limited regulation by the PRA. Details about the extent of our regulation by the PRA are available from us on request.

Fiji. For Fiji regulatory purposes, this document and any views and recommendations are not to be deemed as investment advice. Fiji investors must seek licensed professional advice should they wish to make any investment in relation to this document.

Hong Kong. This publication is issued or distributed in Hong Kong by the Hong Kong branch of ANZ, which is registered at the Hong Kong Monetary Authority to conduct Type 1 (dealing in securities), Type 4 (advising on securities) and Type 6 (advising on corporate finance) regulated activities. The contents of this publication have not been reviewed by any regulatory authority in Hong Kong.



Important notice

India. If this document is received in India, only you (the specified recipient) may print it provided that before doing so, you specify on it your name and place of printing.

Myanmar. This publication is intended to be general and part of ANZ's customer service and marketing activities when implementing its functions as a licensed bank. This publication is not Securities Investment Advice (as that term is defined in the Myanmar Securities Transaction Law 2013).

New Zealand. This material is for information purposes only and is not financial advice about any product or service. We recommend seeking financial advice about your financial situation and goals before acquiring or disposing of (or not acquiring or disposing of) a financial product.

Oman. ANZ neither has a registered business presence nor a representative office in Oman and does not undertake banking business or provide financial services in Oman. Consequently ANZ is not regulated by either the Central Bank of Oman or Oman's Capital Market Authority. The information contained in this document is for discussion purposes only and neither constitutes an offer of securities in Oman as contemplated by the Commercial Companies Law of Oman (Royal Decree 4/74) or the Capital Market Law of Oman (Royal Decree 80/98), nor does it constitute an offer to sell, or the solicitation of any offer to buy non-Omani securities in Oman as contemplated by Article 139 of the Executive Regulations to the Capital Market Law (issued vide CMA Decision 1/2009). ANZ does not solicit business in Oman and the only circumstances in which ANZ sends information or material describing financial products or financial services to recipients in Oman, is where such information or material has been requested from ANZ and the recipient understands, acknowledges and agrees that this document has not been approved by the CBO, the CMA or any other regulatory body or authority in Oman. ANZ does not market, offer, sell or distribute any financial or investment products or services in Oman and no subscription to any securities, products or financial services may or will be consummated within Oman. Nothing contained in this document is intended to constitute Omani investment, legal, tax, accounting or other professional advice.

People's Republic of China (PRC). This document may be distributed by either ANZ or Australia and New Zealand Bank (China) Company Limited (**ANZ China**). Recipients must comply with all applicable laws and regulations of PRC, including any prohibitions on speculative transactions and CNY/CNH arbitrage trading. If this document is distributed by ANZ or an Affiliate (other than ANZ China), the following statement and the text below is applicable: No action has been taken by ANZ or any affiliate which would permit a public offering of any products or services of such an entity or distribution or re-distribution of this document in the PRC. Accordingly, the products and services of such entities are not being offered or sold within the PRC by means of this document or any other document. This document may not be distributed, re-distributed or published in the PRC, except under circumstances that will result in compliance with any applicable laws and regulations. If and when the material accompanying this document relates to the products and/or services of ANZ China, the following statement and the text below is applicable: This document is distributed by ANZ China in the Mainland of the PRC.

Qatar. This document has not been, and will not be:

- lodged or registered with, or reviewed or approved by, the Qatar Central Bank (**QCB**), the Qatar Financial Centre (**QFC**) Authority, QFC Regulatory Authority or any other authority in the State of Qatar (**Qatar**); or
- authorised or licensed for distribution in Qatar,

and the information contained in this document does not, and is not intended to, constitute a public offer or other invitation in respect of securities in Qatar or the QFC. The financial products or services described in this document have not been, and will not be:

- registered with the QCB, QFC Authority, QFC Regulatory Authority or any other governmental authority in Qatar; or
- authorised or licensed for offering, marketing, issue or sale, directly or indirectly, in Qatar.

Accordingly, the financial products or services described in this document are not being, and will not be, offered, issued or sold in Qatar, and this document is not being, and will not be, distributed in Qatar. The offering, marketing, issue and sale of the financial products or services described in this document and distribution of this document is being made in, and is subject to the laws, regulations and rules of, jurisdictions outside of Qatar and the QFC. Recipients of this document must abide by this restriction and not distribute this document in breach of this restriction. This document is being sent/issued to a limited number of institutional and/or sophisticated investors (i) upon their request and confirmation that they understand the statements above; and (ii) on the condition that it will not be provided to any person other than the original recipient, and is not for general circulation and may not be reproduced or used for any other purpose.

Singapore. This document is distributed in Singapore by the Singapore branch of ANZ solely for the information of "accredited investors", "expert investors" or (as the case may be) "institutional investors" (each term as defined in the Securities and Futures Act Cap. 289 of Singapore). ANZ is licensed in Singapore under the Banking Act Cap. 19 of Singapore and is exempted from holding a financial adviser's licence under Section 23(1)(a) of the Financial Advisers Act Cap. 100 of Singapore. In respect of any matters arising from, or in connection with, the distribution of this publication in Singapore, please speak to your usual ANZ contact in Singapore.

United Arab Emirates (UAE). This document is distributed in the UAE or the Dubai International Financial Centre (**DIFC**) (as applicable) by ANZ. This document does not, and is not intended to constitute: (a) an offer of securities anywhere in the UAE; (b) the carrying on or engagement in banking, financial and/or investment consultation business in the UAE under the rules and regulations made by the Central Bank of the UAE, the Emirates Securities and Commodities Authority or the UAE Ministry of Economy; (c) an offer of securities within the meaning of the Dubai International Financial Centre Markets Law (DIFCML) No. 12 of 2004; and (d) a financial promotion, as defined under the DIFCML No. 1 of 200. ANZ DIFC Branch is regulated by the Dubai Financial Services Authority (**DFSA**). ANZ DIFC Branch is regulated by the Dubai Financial Services Authority (**DFSA**). The financial products or services described in this document are only available to persons who qualify as "Professional Clients" or "Market Counterparty" in accordance with the provisions of the DFSA rules.

United States. Except where this is a FX-related document, this document is distributed in the United States by ANZ Securities, Inc. (**ANZ SI**) which is a member of the Financial Regulatory Authority (**FINRA**) (www.finra.org) and registered with the SEC. ANZSI's address is 277 Park Avenue, 31st Floor, New York, NY 10172, USA (Tel: +1 212 801 9160 Fax: +1 212 801 9163). ANZSI accepts responsibility for its content. Information on any securities referred to in this document may be obtained from ANZSI upon request. This document or material is intended for institutional use only – not retail. If you are an institutional customer wishing to effect transactions in any securities referred to in this document you must contact ANZSI, not its affiliates. ANZSI is authorised as a broker-dealer only for institutional customers, not for US Persons (as "US person" is defined in Regulation S under the US Securities Act of 1933, as amended) who are individuals. If you have registered to use this website or have otherwise received this document and are a US Person who is an individual: to avoid loss, you should cease to use this website by unsubscribing or should notify the sender and you should not act on the contents of this document in any way. Non-U.S. analysts: Non-U.S. analysts may not be associated persons of ANZSI and therefore may not be subject to FINRA Rule 2242 restrictions on communications with the subject company, public appearances and trading securities held by the analysts. Where this is an FX-related document, it is distributed in the United States by ANZ's New York Branch, which is also located at 277 Park Avenue, 31st Floor, New York, NY 10172, USA (Tel: +1 212 801 916 0 Fax: +1 212 801 9163).

Vietnam. This document is distributed in Vietnam by ANZ or ANZ Bank (Vietnam) Limited, a subsidiary of ANZ.

This document has been prepared by ANZ Bank New Zealand Limited, Level 26, 23-29 Albert Street, Auckland 1010, New Zealand, Ph 64-9-357 4094, e-mail nzeconomics@anz.com, <http://www.anz.co.nz>