

New Zealand Weekly Data Wrap

6 September 2024



This is not personal advice nor financial advice about any product or service. It does not take into account your financial situation or goals. Please refer to the Important Notice.



Contact us

See [page 5](#).



ANZ Proprietary data

Check out our latest releases below

- [ANZ Business Outlook](#)
- [ANZ-Roy Morgan Consumer Confidence](#)
- [ANZ Truckometer](#)
- [ANZ Commodity Price Index](#)
- [ANZ NZ Merchant and Card Spending: July 2024](#)

Key forecasts and rates

Our forecasts can be found on [page 4](#).

Glossary

Confused by acronyms or jargon? See a glossary [here](#).

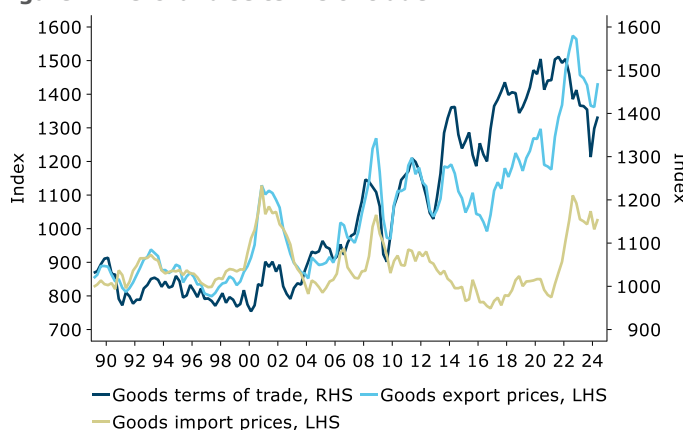
A swathe of trade data

This week delivered a swathe of trade data with the Q2 Overseas Trade Indices, our August Commodity Price Index, and a GDT dairy auction.

The merchandise terms of trade lifted 2.0% q/q in Q2, broadly in line with our expectation, though still around 9% below the 2021 peak. Export prices lifted 5.2% q/q, stronger than we had pencilled in, led by gains in dairy and meat, while forestry returns continue to be hampered by the slowdown in China's property sector. In large part, stronger export prices reflect tight global supply rather than robust global demand. Meanwhile, import prices were also firmer than expected, up 3.1% q/q. That in part reflected higher fuel prices, though import prices excluding fuels rose 2.9% q/q. While that may be of some concern to the RBNZ given the implications for tradable inflation, it followed a fall of a similar magnitude in Q1. Looking at the broader trend over recent quarters, import prices have been largely flat.

On the volumes front, exports fell 4.3% q/q, which appears timing related following Q1's 5.3% q/q lift, particularly given relatively favourable weather conditions for our key exports. However, forestry volumes remain an exception, falling nearly 11% q/q, as the sector is heavily concentrated in China's market. Meanwhile, import volumes lifted 3.2% q/q in Q2, stronger than we had expected, though that partly reflected a significant increase in the volatile transport equipment component, rather than signalling robust domestic demand.

Figure 1. Merchandise terms of trade



Source: Stats NZ, Macrobond, ANZ Research

Our [Commodity Price Index](#) provides a glimpse into where export prices are trending over Q3. The NZD price index lifted 1.5% m/m in August, reflecting a 2.1% m/m rise in the World Price Index and a 0.7% m/m fall in the NZD Trade Weighted Index. Dairy and meat prices led the charge, up 2.7% m/m and 3.2% m/m respectively in world price terms. In both cases, continued tight global supply continues to bolster prices, but there are some pockets of strong demand out there too. Most notably, US demand for beef remains solid, which, combined with lifting returns for lamb cuts sold into the UK and US, has seen the meat and fibre index lift 18.9% from a year ago.

Meanwhile, this week's Global Dairy Trade auction saw the GDT Index fall 0.4%, maintaining the bulk of the 5.5% rise seen a fortnight ago. At this early stage, we'd tee these data up as consistent with [our updated farmgate milk price forecast](#) of \$9.00/kg milksolid for the current (2024/25) season. But as always, the state of global demand (and supply) carries plenty of potential to surprise, particularly as the global easing cycle progresses (more on page 2).



Looking ahead



NZ Economic News

ANZ's latest data releases, forecast updates and insights

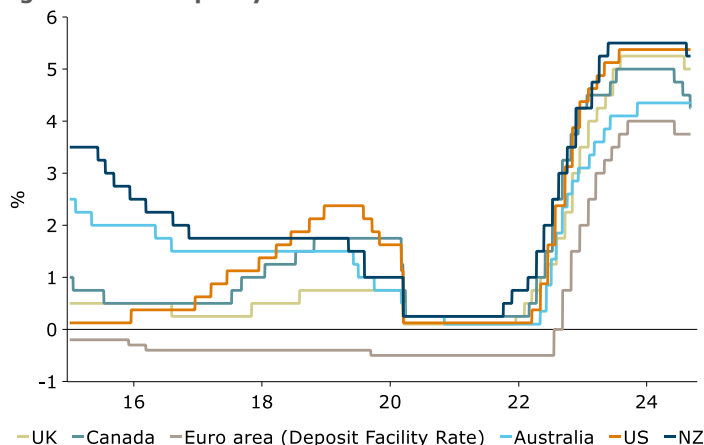
- NZ Property Focus: kicking off into the wind
- NZ forecast update: milk price forecast revised up
- NZ Agri Focus: outlook improving
- NZ Carbon Market: Emissions Trading Scheme settings
- NZ REINZ housing data: southbound for now
- NZ Economic Outlook: tipping point?
- RBNZ MPS Review: the first cut is the deepest
- RBNZ MPS starting-point surprise chart pack
- NZ labour market: no smoking gun
- NZ Property Focus: crossing the Tasman
- NZ Insight: China consumer caution impacting NZ exports
- NZ Insight: Draft Emissions Reduction Plan
- NZ OCR Call Change: 25bp cut in November
- NZ CPI Review: reassuring
- RBNZ MPR Review: watch this space
- NZ Agri Focus: brighter days ahead
- NZ GDP: kicking off 2024 with a tiny bounce
- ANZecdotes – June 2024
- NZ Insight: non-tradable inflation – a waiting game
- NZ Property Focus: soggy – and unaffordable
- NZ Budget 2024: fiscal reshuffle not a game-changer for the economic outlook
- NZ Economic Outlook: the ducks are lining up
- NZ Insight: new Government, new fiscal strategy
- NZ Insight: house prices - impacts from proposed DTI and LVR settings
- NZ Insight: labour market capacity indicators
- NZ Insight: what an oil price shock could mean for inflation

[Click here](#) for more.

The global easing cycle

Most global central banks are now in easing mode, with seven of the eleven G10 central banks (yes, there are eleven of them!) having now cut this year. That list includes New Zealand, Canada, and Europe, but of note, it does not include Australia nor the US (figure 2), nor for that matter, Japan and Norway. Notably, all cuts delivered so far have been 25-pointers, but markets are gunning for bigger cuts in time in many markets, including in New Zealand, where 79bp of cuts are **priced in over the next two meetings**.

Figure 2. Global policy rates



Source: BoE, RBA, Fed, RBNZ, ECB, BoC, Macrobond, ANZ Research

Having stood pat at their 31 July meeting, the Fed has made it clear that it will almost certainly cut at its 18 September meeting, with Fed chair Powell saying in his headline speech at the Jackson Hole symposium that “the time for policy adjustment has arrived”, adding “the direction of travel is clear and the timing and size of policy adjustment will depend upon incoming data, the evolving outlook and the balance of risks”. We think that will translate to gradual 25bp cuts this month, and in November and December, with 200bp of cuts likely in total, taking the Fed Funds rate to 3.5% by September 2025.

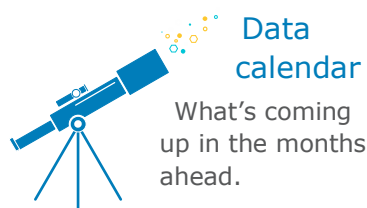
The most recent G10 central bank to cut was the Bank of Canada, who cut for the third time this week, adding to cuts delivered in June and July. Closer to home, we expect the Reserve Bank of Australia to deliver its first cut in February.

The one standout central bank going the other way is the Bank of Japan. They delivered a hike in July, taking their policy rate from 0.1% to 0.25%. Looking ahead, we expect them to deliver three 25bp hikes, with the first likely in October, followed by two more, in Q2 and Q4 next year.

One of the interesting aspects of the current easing cycle is how globally synchronised it is likely to be, especially over coming quarters. A similar degree of synchronicity was observed on the way up in the wake of Covid stimulus, and also on the way down at the height of the 2008/09 Global Financial Crisis, when most major central banks slashed rates. However, while a “we’re all in this together” vibe feels like it’s going to be the dominant one until at least the first half of 2025, unless another global shock comes along, the degree of synchronicity is likely to eventually fade. It will likely be at this point that the domestic vibe will trump the global vibe, as central banks set policy depending on how their respective economies respond to the stimulus that’s coming (bearing in mind that central banks engineered this slowdown – it wasn’t an accident). Our sense is that this is also likely to be when currency markets start to emphasise relative economic points of differentiation. That’s been lacking since early 2023. Since then, the NZD/USD has traded a remarkably narrow 0.58/0.65 range.



Financial markets update



Data calendar

What's coming up in the months ahead.

Date	Data/event
Tue 10 Sep (10:45am)	Economic Survey of Manufacturing – Q2
Wed 11 Sep (10:45am)	Net Migration – Jul
Thu 12 Sep (10:00am)	ANZ Truckometer - Aug
Thu 12 Sep (10:45am)	Selected Price Indexes – Aug
Thu 12 Sep (10:45am)	Electronic Card Transactions – Aug
Fri 13 Sep (10:45am)	BusinessNZ Manuf PMI – Aug
Mon 16 Sep (10:30am)	Performance Services Index – Aug
Wed 18 Sep (early am)	Global Dairy Trade auction
Wed 18 Sep (10:45am)	Balance of Payments – Q2
Thu 19 Sep (10:45am)	GDP – Q2
Mon 23 Sep (10:45am)	Merchandise Trade – Aug
Fri 27 Sep (10:00am)	ANZ-RM Consumer Confidence – Sep
Mon 30 Sep (10:45am)	Employment Indicators – Aug
Mon 30 Sep (1:00pm)	ANZ Business Outlook – Sep
Tue 1 Oct (10:00am)	NZIER QSBO – Q3
Tue 1 Oct (10:45am)	Building Permits – Aug
Wed 2 Oct (early am)	Global Dairy Trade auction
Thu 3 Oct (1:00pm)	ANZ Commodity Price Index – Sep
Wed 9 Oct (2:00pm)	RBNZ MPR
Fri 11 Oct (10:45am)	BusinessNZ Manuf PMI – Sep
Fri 11 Oct (10:45am)	Selected Price Indexes – Sep
Fri 11 Oct (10:45am)	Net Migration – Aug
Mon 14 Oct (10:30am)	Performance Services Index – Sep
Mon 14 Oct (10:45am)	Electronic Card Transactions – Sep
Tue 15 Oct (10:00am)	ANZ Truckometer - Sep
Wed 16 Oct (early am)	Global Dairy Trade auction
Wed 16 Oct (10:45am)	CPI – Q3

Interest rate markets

Global and local bond yields and also swap rates have moved progressively lower this week, led by the US, where markets have responded to weaker labour market data (specifically the JOLTS survey and ADP data). While Fed chair Powell all but promised a cut later this month with his “the time for policy adjustment has arrived” speech last month (see page 2), he also said that he wouldn’t welcome further labour market weakness, and that the pace of cuts would depend on data. Against that backdrop, it’s logical that US markets have dismissed the possibility of a pause and are instead weighing up either 25 or 50bp cuts. However, with a 35bp cut already priced in, and a further 74bp priced in over the November and December Fed meetings, markets have given soft data the benefit of the doubt, and seem fully priced ahead of the key non-farm payrolls data due tonight (at 12.30am Saturday NZ time). While that data isn’t likely to sway the Fed from cutting, given other data, it may create volatility, which would be felt here too, with no major local data due until GDP on 19 September.

FX markets

Like their interest rate counterparts, FX markets are also trading on global themes. While the Kiwi has weakened this week, it remains above 0.62 and isn’t far off its January highs. But strength seen has largely been a USD story and as we note on page 2, local nuances are likely to rise to the fore in time, but we expect FX markets to remain highly sensitive to market expectations for Fed policy over the near term.

Key data summary

Overseas Trade Indices – Q2. The merchandise terms of trade rose 2.0% q/q, as export prices bounced 5.2% q/q and import prices rose 3.1% q/q.

Global Dairy Trade auction. The GDT Price Index fell 0.4% after a solid rise at the previous event.

ANZ Commodity Price Index – August. The [ANZ World Commodity Price Index](#) increased 2.1% m/m in August.

Building Work Put in Place – Q2. Fell 0.2% q/q, a little stronger than expected, but not a game changer for our GDP forecast of -0.3% q/q.

The week ahead

Economic Survey of Manufacturing – Q2 (Tuesday 10 September, 10:45am). The PMI’s slide over Q2 suggests another quarterly contraction for manufacturing volumes is on the cards.

Net Migration – July (Wednesday 11 September, 10:45am). We expect the annual net inflow to continue to fall.

ANZ Truckometer – August (Thursday 12 September, 10:00am).

Selected Price Indexes – August (Thursday 12 September, 10:45am). A small rise in food prices (+0.4% m/m) alongside a 0.3% m/m lift in rents is expected to be offset by weaker petrol prices (-1% m/m), and some payback from last month’s rise in airfares and domestic accommodation. Our weighted estimate of an aggregated SPI index is expected to fall 0.1% m/m. Combined with last month’s read, this would present downside risk to our Q3 CPI forecast of 1.0% q/q (RBNZ: 0.8% q/q), but largely via the more volatile tradables component.

Electronic Card Transactions – August (Thursday 12 September, 10:45am). Our card spending data suggests a broadly flat m/m read.

Manufacturing PMI – August (Friday 13 September, 10:30am). Will be watched closely for any sign of a post-MPS bounce.



Key forecasts and rates

	Actual			Forecast (end month)					
FX rates	Jul-24	Aug-24	Today	Sep-24	Dec-24	Mar-25	Jun-25	Sep-25	Dec-25
NZD/USD	0.592	0.625	0.622	0.610	0.620	0.620	0.620	0.630	0.630
NZD/AUD	0.911	0.924	0.923	0.910	0.899	0.886	0.886	0.887	0.887
NZD/EUR	0.546	0.566	0.560	0.560	0.564	0.554	0.544	0.543	0.534
NZD/JPY	89.1	91.3	89.3	91.5	91.8	89.3	88.0	88.2	85.7
NZD/GBP	0.461	0.476	0.472	0.477	0.477	0.470	0.459	0.463	0.463
NZ\$ TWI	69.7	71.8	71.4	71.0	71.4	70.6	70.2	70.8	70.4
Interest rates	Jul-24	Aug-24	Today	Sep-24	Dec-24	Mar-25	Jun-25	Sep-25	Dec-25
NZ OCR	5.50	5.25	5.25	5.25	4.75	4.50	4.00	3.50	3.50
NZ 90 day bill	5.46	5.23	5.13	4.89	4.69	4.20	3.70	3.62	3.62
NZ 2-yr swap	4.23	3.94	3.78	3.86	3.77	3.67	3.62	3.62	3.62
NZ 10-yr bond	4.34	4.27	4.18	4.25	4.00	4.00	4.00	4.00	4.50

Economic forecasts

	Mar-24	Jun-24	Sep-24	Dec-24	Mar-25	Jun-25	Sep-25	Dec-25	Mar-26
GDP (% qoq)	0.2	-0.3	0.0	0.1	0.2	0.3	0.4	0.5	0.6
GDP (% yoy)	0.3	-0.5	-0.2	0.0	0.0	0.6	1.0	1.4	1.8
CPI (% qoq)	0.6	0.4	1.0	0.3	0.4	0.7	0.7	0.2	0.3
CPI (% yoy)	4.0	3.3	2.6	2.4	2.1	2.4	2.1	1.9	1.9
Employment (% qoq)	-0.3	0.4	-0.3	-0.2	-0.1	0.0	0.1	0.2	0.4
Employment (% yoy)	1.3	0.6	0.3	-0.4	-0.2	-0.6	-0.2	0.2	0.7
Unemployment Rate (% sa)	4.4	4.6	4.8	5.0	5.2	5.4	5.5	5.5	5.5

Figures in bold are forecasts. mom: Month-on-Month; qoq: Quarter-on-Quarter; yoy: Year-on-Year. [Click here](#) for full ANZ forecasts

Figure 3. GDP level

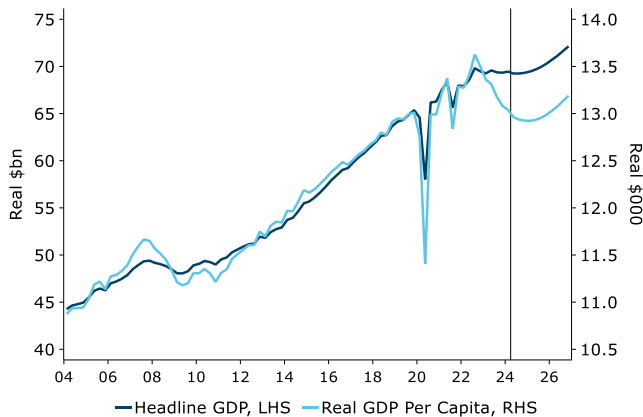


Figure 4. CPI inflation components

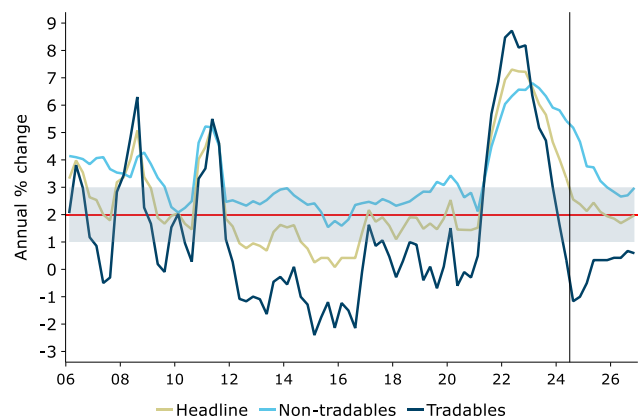


Figure 5. OCR forecast

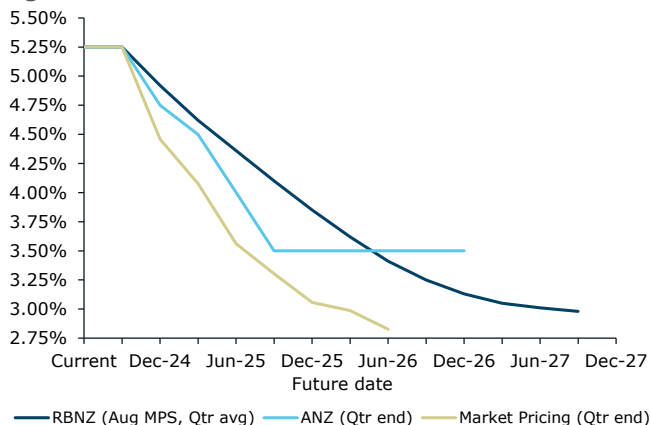
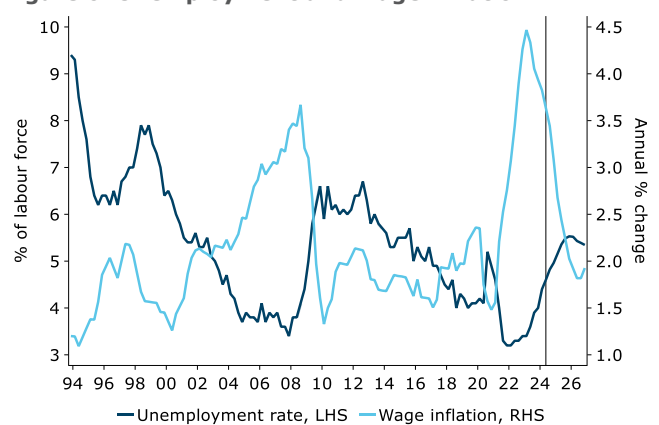


Figure 6. Unemployment and wage inflation



Source: Stats NZ, Bloomberg, RBNZ, Macrobond, ANZ Research



Contact us

Meet the team

We welcome your questions and feedback. Click [here](#) for more information about our team.



Sharon Zollner
Chief Economist

Follow Sharon on X
@sharon_zollner

Telephone: +64 9 357 4094
Email: sharon.zollner@anz.com

General enquiries:
research@anz.com

Follow ANZ Research
@ANZ_Research (global)



David Croy
Senior Strategist

Market developments, interest rates, FX, unconventional monetary policy, liaison with market participants.

Telephone: +64 4 576 1022
Email: david.croy@anz.com



Susan Kilsby
Agricultural Economist

Primary industry developments and outlook, structural change and regulation, liaison with industry.

Telephone: +64 21 633 469
Email: susan.kilsby@anz.com



Miles Workman
Senior Economist

Macroeconomic forecast co-ordinator, economic developments, labour market dynamics, inflation, fiscal and monetary policy.

Telephone: +64 21 661 792
Email: miles.workman@anz.com



Henry Russell
Economist

Macroeconomic forecasting, economic developments, GDP and activity dynamics and monetary policy.

Telephone: +64 21 629 553
Email: henry.russell@anz.com



Natalie Denne
PA / Desktop Publisher

Business management, general enquiries, mailing lists, publications, chief economist's diary.

Telephone: +64 21 253 6808
Email: natalie.denne@anz.com



Kyle Uerata
Economic Statistician

Economic statistics, ANZ proprietary data (including ANZ Business Outlook), data capability and infrastructure.

Telephone: +64 21 633 894
Email: kyle.uerata@anz.com

Important notice

Last updated: 20 February 2024

The opinions and research contained in this document (in the form of text, image, video or audio) are (a) not personal financial advice nor financial advice about any product or service; (b) provided for information only; and (c) general in nature and do not take into account your financial situation or goals.

This document may be restricted by law in certain jurisdictions. Recipients must observe all relevant restrictions.

Disclaimer for all jurisdictions: This document is prepared by ANZ Bank New Zealand Limited (ANZ Centre, 23-29 Albert Street, Auckland 1010, New Zealand). This document is distributed in your country/region by Australia and New Zealand Banking Group Limited (ABN11 005 357 522) (**ANZ**), a company incorporated in Australia or (if otherwise stated), by its subsidiary or branch (herein collectively referred to as **ANZ Group**). The views expressed in it are those of ANZ Economics and Markets Research, an independent research team of ANZ Bank New Zealand Limited.

This document is distributed on the basis that it is only for the information of the specified recipient or permitted user of the relevant website (**recipients**).

This document is solely for informational purposes and nothing in it is intended to be an invitation, solicitation or offer by ANZ Group to sell, or buy, receive or provide any product or service, or to participate in a particular trading strategy.

Distribution of this document to you is only as may be permissible by the laws of your jurisdiction, and is not directed to or intended for distribution or use by recipients resident or located in jurisdictions where its use or distribution would be contrary to those laws or regulations, or in jurisdictions where ANZ Group would be subject to additional licensing or registration requirements. Further, any products and services mentioned in this document may not be available in all countries.

ANZ Group in no way provides any personal financial, legal, taxation or investment advice to you in connection with any product or service discussed in this document. Before making any investment decision, recipients should seek independent financial, legal, tax and other relevant advice having regard to their particular circumstances.

Whilst care has been taken in the preparation of this document and the information contained within is believed to be accurate and made on reasonable grounds on the date it was published, ANZ Group does not represent or warrant the accuracy or completeness of the information. Further, ANZ Group does not accept any responsibility to inform you of any matter that subsequently comes to its notice, which may affect the accuracy of the information in this document.

This document may contain forward looking statements or opinions including statements regarding our intent, belief or current expectations regarding economic and market conditions, financial instruments and credit markets. Such statements are usually predictive in character, may not be accurate once the future becomes known and should not be relied upon when making investment decisions. Past performance is not a reliable indicator of future performance. ANZ does not accept any responsibility to inform you of any revisions to these forward-looking statements to reflect events or circumstances occurring after the date of this document.

Preparation of this document and the opinions expressed in it may involve material elements of subjective judgement and analysis. Unless specifically stated otherwise: they are current on the date of this document and are subject to change without notice; and, all price information is indicative only. Any opinions expressed in this document are subject to change at any time without notice.

ANZ Group does not guarantee the performance of any product mentioned in this document. All investments entail a risk and may result in both profits and losses. Any products and services described in this document may not be suitable for all investors, and transacting in these products or services may be considered risky.

ANZ Group expressly disclaims any responsibility and shall not be liable for any loss, damage, claim, liability, proceedings, cost or expense (**Liability**) arising directly or indirectly and whether in tort (including negligence), contract, equity or otherwise out of or in connection with this document to the extent permissible under relevant law. The contents of this document have not been reviewed by any regulatory body or authority in any jurisdiction.

ANZ Group may have an interest in the subject matter of this document. They may receive fees from customers for dealing in any products or services described in this document, and their staff and introducers of business may share in such fees or remuneration that may be influenced by total sales, at all times received and/or apportioned in accordance with local regulatory requirements. Further, they or their customers may have or have had interests or long or short positions in any products or services described in this document, and may at any time make purchases and/or sales in them as principal or agent, as well as act (or have acted) as a market maker in such products. This document is published in accordance with ANZ Group's policies on conflicts of interest and ANZ Group maintains appropriate information barriers to control the flow of information between businesses within the group.

Your ANZ Group point of contact can assist with any questions about this document including for further information on these disclosures of interest.

Australia. ANZ holds an Australian Financial Services licence no. 234527. For a copy of ANZ's Financial Services Guide please [click here](#) or request from your ANZ point of contact.

Brazil. This document is distributed on a cross border basis and only following request by the recipient. No securities are being offered or sold in Brazil under this document, and no securities have been and will not be registered with the Securities Commission - CVM.

Brunei, Japan, Kuwait, Malaysia, Switzerland, Taiwan. This document is distributed in each of these jurisdictions by ANZ on a cross-border basis.

Cambodia. The information contained in this document is confidential and is provided solely for your use upon your request. This does not constitute or form part of an offer or solicitation of any offer to engage services, nor should it or any part of it form the basis of, or be relied in any connection with, any contract or commitment whatsoever. ANZ does not have a licence to undertake banking operations or securities business or similar business, in Cambodia. By requesting financial services from ANZ, you agree, represent and warrant that you are engaging our services wholly outside of Cambodia and subject to the laws of the contract governing the terms of our engagement.

Canada. This document is general information only, is intended for institutional use only – not retail, and is not meant to be tailored to the needs and circumstances of any recipient. In addition, this document is not intended to be an offer or solicitation to purchase or sell any security or other financial instrument or to employ a specific investment strategy.

Chile. You understand and agree that ANZ is not regulated by Chilean Authorities and that the provision of this document is not subject to any Chilean supervision and is not guaranteed by any regulatory or governmental agency in Chile.

Fiji. For Fiji regulatory purposes, this document and any views and recommendations are not to be deemed as investment advice. Fiji investors must seek licensed professional advice should they wish to make any investment in relation to this document.

Hong Kong. This document is issued or distributed in Hong Kong by the Hong Kong branch of ANZ, which is registered at the Hong Kong Monetary Authority to conduct Type 1 (dealing in securities), Type 4 (advising on securities) and Type 6 (advising on corporate finance) regulated activities. The contents of this document have not been reviewed by any regulatory authority in Hong Kong. If you are in any doubt about any of the contents of this document, you should obtain independent professional advice.

Important notice

India. If this document is received in India, only you (the specified recipient) may print it provided that before doing so, you specify on it your name and place of printing.

Israel. ANZ is not a holder of a licence granted in Israel pursuant to the Regulation of Investment Advising, Investment Marketing and Portfolio Management Law, 1995 ("Investment Advice Law") and does not hold the insurance coverage required of a licensee pursuant to the Investment Advice Law. This publication has been prepared exclusively for Qualified Clients as such term is defined in the First Schedule to the Investment Advice Law. As a prerequisite to the receipt of a copy of this publication a recipient will be required to provide confirmation and evidence that it is a Qualified Client. Nothing in this publication should be considered Investment Advice or Investment Marketing as defined in the Investment Advice Law. Recipients are encouraged to seek competent investment advice from a locally licensed investment adviser prior to making any investment.

Macau. Click [here](#) to read the disclaimer for all jurisdictions in Mandarin. 澳门。点击[此处](#)阅读所有司法管辖区的免责声明的中文版。

Myanmar. This document is intended to be general and part of ANZ's customer service and marketing activities when implementing its functions as a licensed bank. This document is not Securities Investment Advice (as that term is defined in the Myanmar Securities Transaction Law 2013).

New Zealand. This document is distributed in New Zealand by ANZ Bank New Zealand Limited. The material is for information purposes only and is not financial advice about any product or service. We recommend you seek advice about your financial situation and goals before acquiring or disposing of (or not acquiring or disposing of) a financial product.

Oman. ANZ neither has a registered business presence nor a representative office in Oman and does not undertake banking business or provide financial services in Oman. Consequently ANZ is not regulated by either the Central Bank of Oman (**CBO**) or Oman's Capital Market Authority (**CMA**). The information contained in this document is for discussion purposes only and neither constitutes an offer of securities in Oman as contemplated by the Commercial Companies Law of Oman (Royal Decree 4/74) or the Capital Market Law of Oman (Royal Decree 80/98), nor does it constitute an offer to sell, or the solicitation of any offer to buy non-Omani securities in Oman as contemplated by Article 139 of the Executive Regulations to the Capital Market Law (issued vide CMA Decision 1/2009). ANZ does not solicit business in Oman and the only circumstances in which ANZ sends information or material describing financial products or financial services to recipients in Oman, is where such information or material has been requested from ANZ and the recipient understands, acknowledges and agrees that this document has not been approved by the CBO, the CMA or any other regulatory body or authority in Oman. ANZ does not market, offer, sell or distribute any financial or investment products or services in Oman and no subscription to any securities, products or financial services may or will be consummated within Oman. Nothing contained in this document is intended to constitute Omani investment, legal, tax, accounting or other professional advice.

People's Republic of China (PRC). This document may be distributed by either ANZ or Australia and New Zealand Bank (China) Company Limited (**ANZ China**). Recipients must comply with all applicable laws and regulations of PRC, including any prohibitions on speculative transactions and CNY/CNH arbitrage trading. If this document is distributed by ANZ or an Affiliate (other than ANZ China), the following statement and the text below is applicable: No action has been taken by ANZ or any affiliate which would permit a public offering of any products or services of such an entity or distribution or re-distribution of this document in the PRC. So, the products and services of such entities are not being offered or sold within the PRC by means of this document or any other document. This document may not be distributed, re-distributed or published in the PRC, except under circumstances that will result in compliance with any applicable laws and regulations. If and when the material accompanying this document relates to the products and/or services of ANZ China, the following statement and the text below is applicable: This document is distributed by ANZ China in the Mainland of the PRC.

Peru. The information contained in this document has not been, and will not be, registered with or approved by the Peruvian Superintendency of the Securities Market (Superintendencia del Mercado de Valores, **SMV**) or the Lima Stock Exchange (Bolsa de Valores de Lima, **BVL**) or under the Peruvian Securities Market Law (Legislative Decree 6 861), and will not be subject to Peruvian laws applicable to public offerings in Peru. To the extent this information refers to any securities or interests, it should be noted the securities or interests may not be offered or sold in Peru, except if (i) such securities or interests were previously registered with the Peruvian Superintendency of the Securities Market, or (ii) such offering is considered a private offering in Peru under the securities laws and regulation of Peru.

Qatar. This document has not been, and will not be:

- lodged or registered with, or reviewed or approved by, the Qatar Central Bank (**QCB**), the Qatar Financial Centre (**QFC**) Authority, QFC Regulatory Authority or any other authority in the State of Qatar (**Qatar**); or
- authorised or licensed for distribution in Qatar, and the information contained in this document does not, and is not intended to, constitute a public offer or other invitation in respect of securities in Qatar or the QFC.

The financial products or services described in this document have not been, and will not be:

- registered with the QCB, QFC Authority, QFC Regulatory Authority or any other governmental authority in Qatar; or
- authorised or licensed for offering, marketing, issue or sale, directly or indirectly, in Qatar.

Accordingly, the financial products or services described in this document are not being, and will not be, offered, issued or sold in Qatar, and this document is not being, and will not be, distributed in Qatar. The offering, marketing, issue and sale of the financial products or services described in this document and distribution of this document is being made in, and is subject to the laws, regulations and rules of, jurisdictions outside of Qatar and the QFC. Recipients of this document must abide by this restriction and not distribute this document in breach of this restriction. This document is being sent/issued to a limited number of institutional and/or sophisticated investors (i) upon their request and confirmation that they understand the statements above; and (ii) on the condition that it will not be provided to any person other than the original recipient, and is not for general circulation and may not be reproduced or used for any other purpose.

Singapore. To the extent that this document contains any statements of opinion and/or recommendations related to an investment product or class of investment product (as defined in the Financial Advisers Act 2001), this document is distributed in Singapore by ANZ solely for the information of "accredited investors", "expert investors" or (as the case may be) "institutional investors" (each term as defined in the Securities and Futures Act 2001 of Singapore). ANZ is licensed in Singapore under the Banking Act 1970 of Singapore and is exempted from holding a financial adviser's licence under Section 23(1)(a) of the Financial Advisers Act 2001 of Singapore. In respect of any matters arising from, or in connection with, the distribution of this document in Singapore, please speak to your usual ANZ contact in Singapore.

United Arab Emirates (UAE). This document is distributed in the UAE or the Dubai International Financial Centre (**DIFC**) (as applicable) by ANZ. This document does not, and is not intended to constitute: (a) an offer of securities anywhere in the UAE; (b) the carrying on or engagement in banking, financial and/or investment consultation business in the UAE under the rules and regulations made by the Central Bank of the UAE, the Emirates Securities and Commodities Authority or the UAE Ministry of Economy; (c) an offer of securities within the meaning of the Dubai International Financial Centre Markets Law (**DIFCML**) No. 12 of 2004; and (d) a financial promotion, as defined under the DIFCML No. 1 of 200. ANZ DIFC Branch is regulated by the Dubai Financial Services Authority (**DFSA**). The financial products or services described in this document are only available to persons who qualify as "Professional Clients" or "Market Counterparty" in accordance with the provisions of the DFSA rules.

Important notice

United Kingdom. This document is distributed in the United Kingdom by Australia and New Zealand Banking Group Limited (**ANZ**) solely for the information of persons who would come within the Financial Conduct Authority (**FCA**) definition of “eligible counterparty” or “professional client”. It is not intended for and must not be distributed to any person who would come within the FCA definition of “retail client”. Nothing here excludes or restricts any duty or liability to a customer which ANZ may have under the UK Financial Services and Markets Act 2000 or under the regulatory system as defined in the Rules of the Prudential Regulation Authority (**PRA**) and the FCA. ANZ considers this document to constitute an Acceptable Minor Non-Monetary Benefits (**AMNMB**) under the relevant inducement rules of the FCA. ANZ is authorised in the United Kingdom by the PRA and is subject to regulation by the FCA and limited regulation by the PRA. Details about the extent of our regulation by the PRA are available from us on request.

United States. Except where this is a FX-related document, this document is distributed in the United States by ANZ Securities, Inc. (**ANZ SI**) which is a member of the Financial Regulatory Authority (**FINRA**) (www.finra.org) and registered with the SEC. ANZSI’s address is 277 Park Avenue, 31st Floor, New York, NY 10172, USA (Tel: +1 212 801 9160 Fax: +1 212 801 9163). ANZSI accepts responsibility for its content. Information on any securities referred to in this document may be obtained from ANZSI upon request. This document or material is intended for institutional use only – not retail. If you are an institutional customer wishing to effect transactions in any securities referred to in this document you must contact ANZSI, not its affiliates. ANZSI is authorised as a broker-dealer only for institutional customers, not for US Persons (as “US person” is defined in Regulation S under the US Securities Act of 1933, as amended) who are individuals. If you have registered to use our website or have otherwise received this document and are a US Person who is an individual: to avoid loss, you should cease to use our website by unsubscribing or should notify the sender and you should not act on the contents of this document in any way. Non-U.S. analysts may not be associated persons of ANZSI and therefore may not be subject to FINRA Rule 2242 restrictions on communications with the subject company, public appearances and trading securities held by the analysts. Where this is a FX-related document, it is distributed in the United States by ANZ's New York Branch, which is also located at 277 Park Avenue, 31st Floor, New York, NY 10172, USA (Tel: +1 212 801 916 0 Fax: +1 212 801 9163).

Vietnam. This document is distributed in Vietnam by ANZ or ANZ Bank (Vietnam) Limited, a subsidiary of ANZ.