

New Zealand Weekly Data Wrap

25 October 2024



This is not personal advice nor financial advice about any product or service. It does not take into account your financial situation or goals. Please refer to the Important Notice.



Contact us

See [page 5](#).



ANZ Proprietary data

Check out our latest releases below

- [ANZ Business Outlook](#)
- [ANZ-Roy Morgan Consumer Confidence](#)
- [ANZ Truckometer](#)
- [ANZ Commodity Price Index](#)
- [ANZ NZ Merchant and Card Spending: September 2024](#)

Key forecasts and rates

Our forecasts can be found on [page 4](#).

Glossary

Confused by acronyms or jargon? See a glossary [here](#).

In deficit

New Zealand's annual trade deficit narrowed just \$300m to \$9.1bn in September, still far too wide to be called sustainable. Progress on narrowing the deficit has slowed over recent months as export performance has disappointed, while import demand cools only gradually.

Imports were bolstered by additional spending on aircraft in September as New Zealand takes delivery of its new Hercules for the Defence Force. But even when this spending is stripped out, we are still spending considerably more on imports than we are earning from exports. The latest trade data does show a slowdown on imports of cars and furniture, both of which are generally discretionary items. This indicates consumers are tightening their belts.

Export returns will lift as the dairy season progresses and more product becomes available for sale. Early-season milk production has been strong as we near the seasonal peak in production. This means more product to sell over the next few months, which will help the trade balance.

September was a big month for kiwifruit sales. With a much larger harvest this season the exporting season is still in full swing with large volumes were still being shipped in September. The kiwifruit industry now generates export returns of \$3.3b, making it the 4th largest export earner behind dairy, beef, and lamb, having overtaken log exports. Unfortunately log and lamb returns are highly correlated with demand from China. Recent stimulus measures may bolster demand in that market, but we don't anticipate any major improvement in returns for these two sectors in the near future.

To balance the books New Zealand needs to be producing a larger proportion of higher-value goods, as the option to simply increase volumes is limited for many industries. More intensive land uses, such as horticulture, will potentially generate higher returns, but only if there is the marketing to support the products being produced. To do this well, you tend to need a reasonable level of scale. Our kiwifruit industry has scale but most of our other horticulture enterprises lack scale or have fragmented marketing efforts.

Global central bank backdrop and RBNZ speeches

Turning to offshore, this week saw the Bank of Canada join the list of central banks that have delivered outsized cuts, with their 50bp cut rounding out 125bp of cuts since June. Eight of the 11 G10 central banks (the USD and the 10 most-traded currencies against it) have now cut, delivering 20 cuts between them. Canada's cut shored up local market confidence that another outsized RBNZ cut is coming next month, but comments by Governor Orr about having scope to be "more incremental" on the way down have seen the market shift a little closer toward expecting a 50bp cut (rather than 75bps).

RBNZ Assistant Governor Silk spoke this week too, on the principles of liquidity management, with a focus on the amount of settlement cash in the banking system. Silk made no comment on monetary policy but announced that the RBNZ would soon move to a hybrid approach to providing liquidity. Details of what that would entail are still being developed, but a hybrid approach would contain supply-driven elements (the current approach – where the amount of liquidity is determined by the RBNZ and supplied by them) and demand-driven elements, where collateralised lending is provided, as needed, to banks. The new hybrid approach will be introduced when the amount of settlement cash moves from its current "abundant" level to an "ample" level. Silk also laid out the RBNZ's five principles to addressing market dysfunction, with an emphasis on encouraging markets to self-correct where possible, mitigating moral hazard and minimising the risk the RBNZ takes.



Looking ahead



NZ Economic News

ANZ's latest data releases, forecast updates and insights

- NZ CPI Review: back in the band; now keep it there
- NZ REINZ housing data: finding a floor
- NZ Insight: fiscal musings
- NZ Agri Focus: seasonal change
- NZ Insight: playing by the rules?
- RBNZ MPR Preview: taking what's on the plate
- NZ Property Focus: regional revelations
- NZ GDP: better than feared
- NZ REINZ housing data: still subdued
- NZ Property Focus: kicking off into the wind
- NZ forecast update: milk price forecast revised up
- NZ Agri Focus: outlook improving
- NZ Carbon Market: Emissions Trading Scheme settings
- NZ Economic Outlook: tipping point?
- RBNZ MPS Review: the first cut is the deepest
- RBNZ MPS starting-point surprise chart pack
- NZ labour market: no smoking gun
- NZ Property Focus: crossing the Tasman
- NZ Insight: China consumer caution impacting NZ exports
- NZ Insight: Draft Emissions Reduction Plan
- ANZecdotes – June 2024
- NZ Insight: non-tradable inflation – a waiting game
- NZ Budget 2024: fiscal reshuffle not a game-changer for the economic outlook
- NZ Insight: new Government, new fiscal strategy

Click [here](#) for more.

Dry winter pushes up electricity emissions

NZ's greenhouse gas emissions lifted 1.1% q/q in Q2 on a seasonally adjusted basis. Emissions from the electricity sector shot up in Q2 as the sector had to burn more coal to produce electricity with hydro production constrained due to low lake levels. Coal is used as a backup power source when renewable energy output is low, or demand for electricity is particularly high. Emissions from construction were also higher in Q2, relative to Q1.

Absolute emissions lifted 2.3% compared to Q2 2023, with lower emissions from the agriculture and manufacturing sectors not sufficient to offset the large increase in electricity emissions. At the household level, absolute emissions fell 2.7% y/y as increased use of electric vehicles lower transport emissions and offset the additional emissions associated with heating homes.

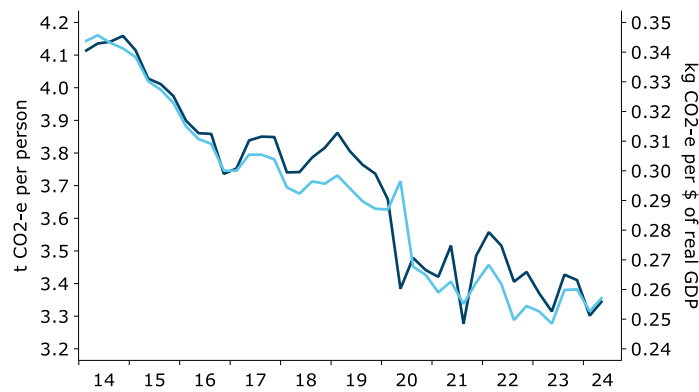
Figure 2. Emission % change q/q by sector Q2 2024 (seasonally adjusted)



Source: Stats NZ, Macrobond, ANZ Research

Emissions have generally been trending down relative to economic activity, but in Q2 emissions intensity lifted 1.9% as GDP fell more than emissions did. Emissions per capita also lifted marginally.

Figure 3. Emissions intensity (seasonally adjusted)



— Emissions per dollar of real GDP, RHS — Emissions per capita, LHS

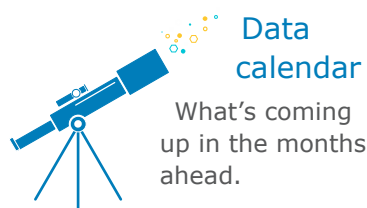
Source: Stats NZ, Macrobond, ANZ Research

Agriculture has made the largest improvement in reducing absolute emissions in the past year, but it still accounts for over 48% of New Zealand's total emissions. Household transportation emissions have fallen as the proportion of electric vehicles being used has increased. The manufacturing sector has also reduced its emissions in the past year, but as noted, absolute emissions from electricity production have shot up. Previously, emissions from electricity production had been falling, but the dry winter pushed up the cost of electricity both in price and the potential cost to the environment.

Overall demand for electricity is expected to continue to rise as electrification of transport, industry and buildings occurs. The aluminium smelter at Tiwai Point alone uses about 13% of New Zealand's total electricity production. The Climate Change Commission is relatively confident that the electricity sector will meet its targeted emissions reductions. To achieve this more investment is needed in electricity storage facilities such as batteries to manage the fluctuations in renewable electricity production.



Financial markets update



What's coming up in the months ahead.

Date	Data/event
Tue 29 Oct (10:45am)	Employment Indicators – Sep
Thu 31 Oct (1:00pm)	ANZ Business Outlook – Oct
Fri 1 Nov (10:45am)	Building Permits – Sep
Tue 5 Nov (1:00pm)	ANZ Commodity Price Index – Oct
Wed 6 Nov (early am)	Global Dairy Trade auction
Wed 6 Nov (09:00am)	RBNZ Financial Stability Report
Mon 11 Nov (3:00pm)	RBNZ 2Yr Inflation Expectations – Q4
Tue 12 Nov (10:00am)	ANZ Truckometer – Oct
Tue 12 Nov (10:45am)	Electronic Card Transactions – Oct
Wed 13 Nov (10:45am)	Net Migration – Sep
Thu 14 Nov (10:45am)	Selected Price Indexes – Oct
Fri 15 Nov (10:30am)	BusinessNZ Manuf PMI – Oct
Mon 18 Nov (10:30am)	Performance Services Index – Oct
Wed 20 Nov (early am)	Global Dairy Trade auction
Mon 25 Nov (10:45am)	Retail Sales – Q3
Wed 27 Nov (2:00pm)	RBNZ MPS
Thu 28 Nov (1:00pm)	ANZ Business Outlook – Nov
Fri 29 Nov (10:00am)	ANZ-RM Consumer Confidence – Nov
Mon 2 Dec (10:45am)	Building Permits – Oct
Tue 3 Dec (10:45am)	Terms of Trade – Q3
Wed 4 Dec (early am)	Global Dairy Trade auction
Wed 4 Dec (1:00pm)	ANZ Commodity Price Index – Nov
Thu 5 Dec (10:45am)	Volume of All Buildings – Q3
Wed 11 Dec (10:00am)	ANZ Truckometer – Nov
Wed 11 Dec (10:45am)	Economic Survey of Manufacturing – Q3
Thu 12 Dec (10:45am)	Electronic Card Transactions – Nov
Fri 13 Dec (10:30am)	BusinessNZ Manuf PMI – Nov

Interest rate markets

It has been an uneventful week in global interest rate markets and that saw familiar themes like a more measured and gradual Fed easing cycle percolate, driving developed bond yields higher. That broad vibe was felt locally too, with yields slightly higher across the yield curve. RBNZ Governor Orr's speech was read by some in the market as more measured too – in particular his comment about having scope to be "more incremental" on the way down, which traders read as more consistent with a 50bp rather than 75bp cut next month. We remain comfortable with our call for another 50bp cut, but market expectations and indeed what the MPC choose to do will ultimately come down to how the data pans out, and whether the RBNZ feels that they have some catching up to do. Q3 labour market data will be key in that regard, but that isn't due until 6 November, and with a public holiday on Monday, next week could be another quiet week. Next week is a busier week in the US, but their labour market report – which will be the last key data point ahead of the next Fed meeting – isn't due till the end of the week, rounding out our sense that next week could be another quiet one. This week also saw NZDM issue an additional \$5bn of NZGB May 2030 bonds via tap syndication. Bonds were somewhat heavy into the deal, but it attracted a record orderbook, and has seen the market regain composure, with NZGB spreads to comparable maturity swap rates narrowing over the week.

FX markets

The Kiwi is at the tail end of a 4-week losing streak that has seen it slip from its 27 September high of 0.6342 to a low of 0.5991 earlier in the week. That wasn't as low as where it was in early August, but it represented a complete unwind of gains seen since the Fed's outsized 50bp cut last month that saw the USD spiral lower (before rebounding). As we discuss in our latest [NZD Update](#), that was a dramatic turnaround from what we saw in August and September, but it has mostly been as a result of USD strength rather than anything NZD-specific. As we also discuss in the *Update*, we see the risks around our forecasts for mild appreciation towards fair value by year-end as balanced, with downside risks emanating from US soft-landing vibes and lower NZ interest rates, but upside risks coming from the fact that a lot of negativities are already priced into the term structure of NZ interest rates.

Key data summary

Overseas Merchandise Trade – September. The trade deficit narrowed to \$2.108b in September from a revised -\$2.306b in August. Exports rose to \$5.01b and imports fell to \$7.12b.

ANZ-Roy Morgan Consumer Confidence – October. Fell 4 points in October to 91.2, following three months of improvement.

The week ahead

Monthly Employment Indicators – September (Tuesday 29 October, 10:45am). Weekly data suggest filled jobs were broadly flat in September.

ANZ Business Outlook – October (Thursday 31 October, 1:00pm).

Building Permits – September (Friday 1 November, 10:45am). Another fall wouldn't surprise. Monthly volatility aside, building consents appear to be finding a floor.



Key forecasts and rates

FX rates	Actual			Forecast (end month)					
	Aug-24	Sep-24	Today	Dec-24	Mar-25	Jun-25	Sep-25	Dec-25	Mar-26
NZD/USD	0.625	0.635	0.601	0.620	0.620	0.620	0.630	0.630	0.630
NZD/AUD	0.924	0.918	0.906	0.899	0.886	0.886	0.887	0.887	0.887
NZD/EUR	0.566	0.567	0.553	0.564	0.554	0.544	0.543	0.534	0.534
NZD/JPY	91.3	90.5	91.2	91.8	89.3	88.0	88.2	85.7	85.7
NZD/GBP	0.476	0.474	0.464	0.477	0.470	0.459	0.463	0.463	0.463
NZ\$ TWI	71.8	71.9	70.0	70.5	69.8	69.4	70.0	69.7	69.7
Interest rates	Actual			Forecast (end month)					
	Aug-24	Sep-24	Today	Dec-24	Mar-25	Jun-25	Sep-25	Dec-25	Mar-26
NZ OCR	5.25	5.25	4.75	4.25	4.00	3.50	3.50	3.50	3.50
NZ 90 day bill	5.23	4.87	4.55	4.15	3.72	3.65	3.65	3.65	3.65
NZ 2-yr swap	3.94	3.58	3.64	3.50	3.54	3.61	3.65	3.65	3.65
NZ 10-yr bond	4.27	4.24	4.49	4.00	4.00	4.00	4.00	4.25	4.25

Economic forecasts

	Jun-24	Sep-24	Dec-24	Mar-25	Jun-25	Sep-25	Dec-25	Mar-26	Jun-26
GDP (% qoq)	-0.2	0.0	0.1	0.2	0.3	0.4	0.5	0.6	0.6
GDP (% yoy)	-0.5	-0.1	0.0	0.1	0.6	1.0	1.4	1.8	2.1
CPI (% qoq)	0.4	0.6	0.4	0.5	0.6	0.7	0.4	0.4	0.5
CPI (% yoy)	3.3	2.2	2.1	2.0	2.2	2.3	2.3	2.1	2.0
Employment (% qoq)	0.4	-0.3	-0.2	-0.1	0.0	0.1	0.2	0.4	0.5
Employment (% yoy)	0.6	0.3	-0.4	-0.2	-0.6	-0.2	0.2	0.7	1.2
Unemployment Rate (% sa)	4.6	4.8	5.0	5.2	5.4	5.5	5.5	5.5	5.4

Figures in bold are forecasts. mom: Month-on-Month; qoq: Quarter-on-Quarter; yoy: Year-on-Year. [Click here for full ANZ forecasts](#)

Figure 2. GDP level

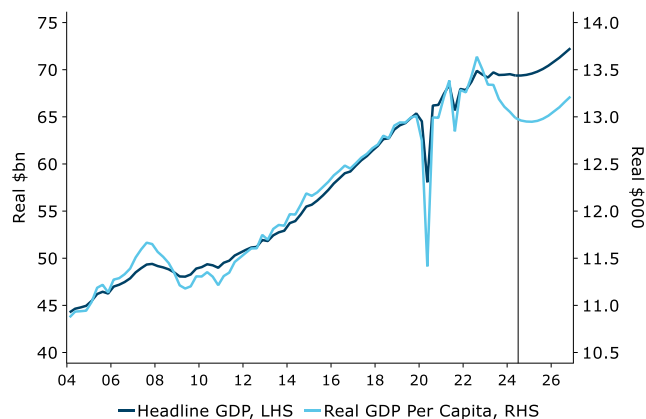


Figure 3. CPI inflation components

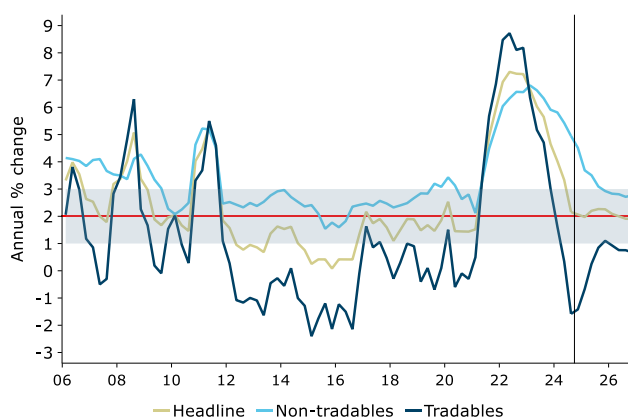


Figure 4. OCR forecast

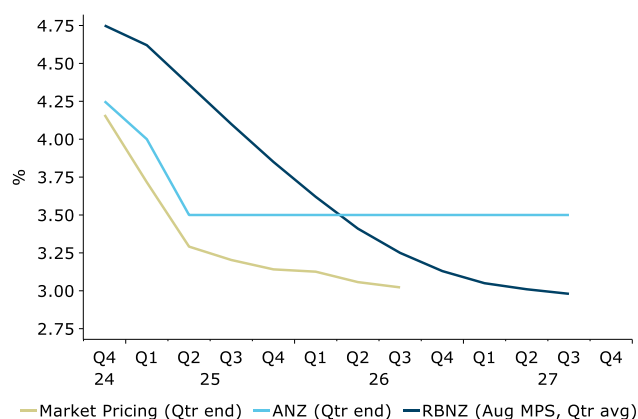
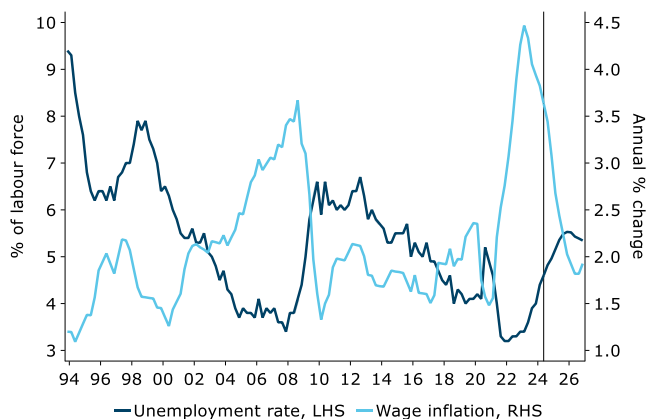


Figure 5. Unemployment and wage inflation



Source: Stats NZ, RBNZ, ICAP, Bloomberg, Macrobond, ANZ Research



Contact us

Meet the team

We welcome your questions and feedback. Click [here](#) for more information about our team.



Sharon Zollner
Chief Economist

Follow Sharon on X
@sharon_zollner

Telephone: +64 9 357 4094
Email: sharon.zollner@anz.com

General enquiries:
research@anz.com

Follow ANZ Research
@ANZ_Research (global)



David Croy
Senior Strategist

Market developments, interest rates, FX, unconventional monetary policy, liaison with market participants.

Telephone: +64 4 576 1022
Email: david.croy@anz.com



Susan Kilsby
Agricultural Economist

Primary industry developments and outlook, structural change and regulation, liaison with industry.

Telephone: +64 21 633 469
Email: susan.kilsby@anz.com



Miles Workman
Senior Economist

Macroeconomic forecast co-ordinator, economic developments, labour market dynamics, inflation, fiscal and monetary policy.

Telephone: +64 21 661 792
Email: miles.workman@anz.com



Henry Russell
Economist

Macroeconomic forecasting, economic developments, GDP and activity dynamics and monetary policy.

Telephone: +64 21 629 553
Email: henry.russell@anz.com



Natalie Denne
PA / Desktop Publisher

Business management, general enquiries, mailing lists, publications, chief economist's diary.

Telephone: +64 21 221 7438
Email: natalie.denne@anz.com



Kyle Uerata
Economic Statistician

Economic statistics, ANZ proprietary data (including ANZ Business Outlook), data capability and infrastructure.

Telephone: +64 21 633 894
Email: kyle.uerata@anz.com

Important notice

Last updated: 20 February 2024

The opinions and research contained in this document (in the form of text, image, video or audio) are (a) not personal financial advice nor financial advice about any product or service; (b) provided for information only; and (c) general in nature and do not take into account your financial situation or goals.

This document may be restricted by law in certain jurisdictions. Recipients must observe all relevant restrictions.

Disclaimer for all jurisdictions: This document is prepared by ANZ Bank New Zealand Limited (ANZ Centre, 23-29 Albert Street, Auckland 1010, New Zealand). This document is distributed in your country/region by Australia and New Zealand Banking Group Limited (ABN11 005 357 522) (**ANZ**), a company incorporated in Australia or (if otherwise stated), by its subsidiary or branch (herein collectively referred to as **ANZ Group**). The views expressed in it are those of ANZ Economics and Markets Research, an independent research team of ANZ Bank New Zealand Limited.

This document is distributed on the basis that it is only for the information of the specified recipient or permitted user of the relevant website (**recipients**).

This document is solely for informational purposes and nothing in it is intended to be an invitation, solicitation or offer by ANZ Group to sell, or buy, receive or provide any product or service, or to participate in a particular trading strategy.

Distribution of this document to you is only as may be permissible by the laws of your jurisdiction, and is not directed to or intended for distribution or use by recipients resident or located in jurisdictions where its use or distribution would be contrary to those laws or regulations, or in jurisdictions where ANZ Group would be subject to additional licensing or registration requirements. Further, any products and services mentioned in this document may not be available in all countries.

ANZ Group in no way provides any personal financial, legal, taxation or investment advice to you in connection with any product or service discussed in this document. Before making any investment decision, recipients should seek independent financial, legal, tax and other relevant advice having regard to their particular circumstances.

Whilst care has been taken in the preparation of this document and the information contained within is believed to be accurate and made on reasonable grounds on the date it was published, ANZ Group does not represent or warrant the accuracy or completeness of the information. Further, ANZ Group does not accept any responsibility to inform you of any matter that subsequently comes to its notice, which may affect the accuracy of the information in this document.

This document may contain forward looking statements or opinions including statements regarding our intent, belief or current expectations regarding economic and market conditions, financial instruments and credit markets. Such statements are usually predictive in character, may not be accurate once the future becomes known and should not be relied upon when making investment decisions. Past performance is not a reliable indicator of future performance. ANZ does not accept any responsibility to inform you of any revisions to these forward-looking statements to reflect events or circumstances occurring after the date of this document.

Preparation of this document and the opinions expressed in it may involve material elements of subjective judgement and analysis. Unless specifically stated otherwise: they are current on the date of this document and are subject to change without notice; and, all price information is indicative only. Any opinions expressed in this document are subject to change at any time without notice.

ANZ Group does not guarantee the performance of any product mentioned in this document. All investments entail a risk and may result in both profits and losses. Any products and services described in this document may not be suitable for all investors, and transacting in these products or services may be considered risky.

ANZ Group expressly disclaims any responsibility and shall not be liable for any loss, damage, claim, liability, proceedings, cost or expense (**Liability**) arising directly or indirectly and whether in tort (including negligence), contract, equity or otherwise out of or in connection with this document to the extent permissible under relevant law. The contents of this document have not been reviewed by any regulatory body or authority in any jurisdiction.

ANZ Group may have an interest in the subject matter of this document. They may receive fees from customers for dealing in any products or services described in this document, and their staff and introducers of business may share in such fees or remuneration that may be influenced by total sales, at all times received and/or apportioned in accordance with local regulatory requirements. Further, they or their customers may have or have had interests or long or short positions in any products or services described in this document, and may at any time make purchases and/or sales in them as principal or agent, as well as act (or have acted) as a market maker in such products. This document is published in accordance with ANZ Group's policies on conflicts of interest and ANZ Group maintains appropriate information barriers to control the flow of information between businesses within the group.

Your ANZ Group point of contact can assist with any questions about this document including for further information on these disclosures of interest.

Australia. ANZ holds an Australian Financial Services licence no. 234527. For a copy of ANZ's Financial Services Guide please [click here](#) or request from your ANZ point of contact.

Brazil. This document is distributed on a cross border basis and only following request by the recipient. No securities are being offered or sold in Brazil under this document, and no securities have been and will not be registered with the Securities Commission - CVM.

Brunei, Japan, Kuwait, Malaysia, Switzerland, Taiwan. This document is distributed in each of these jurisdictions by ANZ on a cross-border basis.

Cambodia. The information contained in this document is confidential and is provided solely for your use upon your request. This does not constitute or form part of an offer or solicitation of any offer to engage services, nor should it or any part of it form the basis of, or be relied in any connection with, any contract or commitment whatsoever. ANZ does not have a licence to undertake banking operations or securities business or similar business, in Cambodia. By requesting financial services from ANZ, you agree, represent and warrant that you are engaging our services wholly outside of Cambodia and subject to the laws of the contract governing the terms of our engagement.

Canada. This document is general information only, is intended for institutional use only – not retail, and is not meant to be tailored to the needs and circumstances of any recipient. In addition, this document is not intended to be an offer or solicitation to purchase or sell any security or other financial instrument or to employ a specific investment strategy.

Chile. You understand and agree that ANZ is not regulated by Chilean Authorities and that the provision of this document is not subject to any Chilean supervision and is not guaranteed by any regulatory or governmental agency in Chile.

Fiji. For Fiji regulatory purposes, this document and any views and recommendations are not to be deemed as investment advice. Fiji investors must seek licensed professional advice should they wish to make any investment in relation to this document.

Hong Kong. This document is issued or distributed in Hong Kong by the Hong Kong branch of ANZ, which is registered at the Hong Kong Monetary Authority to conduct Type 1 (dealing in securities), Type 4 (advising on securities) and Type 6 (advising on corporate finance) regulated activities. The contents of this document have not been reviewed by any regulatory authority in Hong Kong. If you are in any doubt about any of the contents of this document, you should obtain independent professional advice.

Important notice

India. If this document is received in India, only you (the specified recipient) may print it provided that before doing so, you specify on it your name and place of printing.

Israel. ANZ is not a holder of a licence granted in Israel pursuant to the Regulation of Investment Advising, Investment Marketing and Portfolio Management Law, 1995 ("Investment Advice Law") and does not hold the insurance coverage required of a licensee pursuant to the Investment Advice Law. This publication has been prepared exclusively for Qualified Clients as such term is defined in the First Schedule to the Investment Advice Law. As a prerequisite to the receipt of a copy of this publication a recipient will be required to provide confirmation and evidence that it is a Qualified Client. Nothing in this publication should be considered Investment Advice or Investment Marketing as defined in the Investment Advice Law. Recipients are encouraged to seek competent investment advice from a locally licensed investment adviser prior to making any investment.

Macau. Click [here](#) to read the disclaimer for all jurisdictions in Mandarin. 澳门. 点击[此处](#)阅读所有司法管辖区的免责声明的中文版。

Myanmar. This document is intended to be general and part of ANZ's customer service and marketing activities when implementing its functions as a licensed bank. This document is not Securities Investment Advice (as that term is defined in the Myanmar Securities Transaction Law 2013).

New Zealand. This document is distributed in New Zealand by ANZ Bank New Zealand Limited. The material is for information purposes only and is not financial advice about any product or service. We recommend you seek advice about your financial situation and goals before acquiring or disposing of (or not acquiring or disposing of) a financial product.

Oman. ANZ neither has a registered business presence nor a representative office in Oman and does not undertake banking business or provide financial services in Oman. Consequently ANZ is not regulated by either the Central Bank of Oman (**CBO**) or Oman's Capital Market Authority (**CMA**). The information contained in this document is for discussion purposes only and neither constitutes an offer of securities in Oman as contemplated by the Commercial Companies Law of Oman (Royal Decree 4/74) or the Capital Market Law of Oman (Royal Decree 80/98), nor does it constitute an offer to sell, or the solicitation of any offer to buy non-Omani securities in Oman as contemplated by Article 139 of the Executive Regulations to the Capital Market Law (issued vide CMA Decision 1/2009). ANZ does not solicit business in Oman and the only circumstances in which ANZ sends information or material describing financial products or financial services to recipients in Oman, is where such information or material has been requested from ANZ and the recipient understands, acknowledges and agrees that this document has not been approved by the CBO, the CMA or any other regulatory body or authority in Oman. ANZ does not market, offer, sell or distribute any financial or investment products or services in Oman and no subscription to any securities, products or financial services may or will be consummated within Oman. Nothing contained in this document is intended to constitute Omani investment, legal, tax, accounting or other professional advice.

People's Republic of China (PRC). This document may be distributed by either ANZ or Australia and New Zealand Bank (China) Company Limited (**ANZ China**). Recipients must comply with all applicable laws and regulations of PRC, including any prohibitions on speculative transactions and CNY/CNH arbitrage trading. If this document is distributed by ANZ or an Affiliate (other than ANZ China), the following statement and the text below is applicable: No action has been taken by ANZ or any affiliate which would permit a public offering of any products or services of such an entity or distribution or re-distribution of this document in the PRC. So, the products and services of such entities are not being offered or sold within the PRC by means of this document or any other document. This document may not be distributed, re-distributed or published in the PRC, except under circumstances that will result in compliance with any applicable laws and regulations. If and when the material accompanying this document relates to the products and/or services of ANZ China, the following statement and the text below is applicable: This document is distributed by ANZ China in the Mainland of the PRC.

Peru. The information contained in this document has not been, and will not be, registered with or approved by the Peruvian Superintendency of the Securities Market (Superintendencia del Mercado de Valores, **SMV**) or the Lima Stock Exchange (Bolsa de Valores de Lima, **BVL**) or under the Peruvian Securities Market Law (Legislative Decree 6 861), and will not be subject to Peruvian laws applicable to public offerings in Peru. To the extent this information refers to any securities or interests, it should be noted the securities or interests may not be offered or sold in Peru, except if (i) such securities or interests were previously registered with the Peruvian Superintendency of the Securities Market, or (ii) such offering is considered a private offering in Peru under the securities laws and regulation of Peru.

Qatar. This document has not been, and will not be:

- lodged or registered with, or reviewed or approved by, the Qatar Central Bank (**QCB**), the Qatar Financial Centre (**QFC**) Authority, QFC Regulatory Authority or any other authority in the State of Qatar (**Qatar**); or
- authorised or licensed for distribution in Qatar, and the information contained in this document does not, and is not intended to, constitute a public offer or other invitation in respect of securities in Qatar or the QFC.

The financial products or services described in this document have not been, and will not be:

- registered with the QCB, QFC Authority, QFC Regulatory Authority or any other governmental authority in Qatar; or
- authorised or licensed for offering, marketing, issue or sale, directly or indirectly, in Qatar.

Accordingly, the financial products or services described in this document are not being, and will not be, offered, issued or sold in Qatar, and this document is not being, and will not be, distributed in Qatar. The offering, marketing, issue and sale of the financial products or services described in this document and distribution of this document is being made in, and is subject to the laws, regulations and rules of, jurisdictions outside of Qatar and the QFC. Recipients of this document must abide by this restriction and not distribute this document in breach of this restriction. This document is being sent/issued to a limited number of institutional and/or sophisticated investors (i) upon their request and confirmation that they understand the statements above; and (ii) on the condition that it will not be provided to any person other than the original recipient, and is not for general circulation and may not be reproduced or used for any other purpose.

Singapore. To the extent that this document contains any statements of opinion and/or recommendations related to an investment product or class of investment product (as defined in the Financial Advisers Act 2001), this document is distributed in Singapore by ANZ solely for the information of "accredited investors", "expert investors" or (as the case may be) "institutional investors" (each term as defined in the Securities and Futures Act 2001 of Singapore). ANZ is licensed in Singapore under the Banking Act 1970 of Singapore and is exempted from holding a financial adviser's licence under Section 23(1)(a) of the Financial Advisers Act 2001 of Singapore. In respect of any matters arising from, or in connection with, the distribution of this document in Singapore, please speak to your usual ANZ contact in Singapore.

United Arab Emirates (UAE). This document is distributed in the UAE or the Dubai International Financial Centre (**DIFC**) (as applicable) by ANZ. This document does not, and is not intended to constitute: (a) an offer of securities anywhere in the UAE; (b) the carrying on or engagement in banking, financial and/or investment consultation business in the UAE under the rules and regulations made by the Central Bank of the UAE, the Emirates Securities and Commodities Authority or the UAE Ministry of Economy; (c) an offer of securities within the meaning of the Dubai International Financial Centre Markets Law (**DIFCML**) No. 12 of 2004; and (d) a financial promotion, as defined under the DIFCML No. 1 of 200. ANZ DIFC Branch is regulated by the Dubai Financial Services Authority (**DFSA**). The financial products or services described in this document are only available to persons who qualify as "Professional Clients" or "Market Counterparty" in accordance with the provisions of the DFSA rules.

Important notice

United Kingdom. This document is distributed in the United Kingdom by Australia and New Zealand Banking Group Limited (**ANZ**) solely for the information of persons who would come within the Financial Conduct Authority (**FCA**) definition of “eligible counterparty” or “professional client”. It is not intended for and must not be distributed to any person who would come within the FCA definition of “retail client”. Nothing here excludes or restricts any duty or liability to a customer which ANZ may have under the UK Financial Services and Markets Act 2000 or under the regulatory system as defined in the Rules of the Prudential Regulation Authority (**PRA**) and the FCA. ANZ considers this document to constitute an Acceptable Minor Non-Monetary Benefits (**AMNMB**) under the relevant inducement rules of the FCA. ANZ is authorised in the United Kingdom by the PRA and is subject to regulation by the FCA and limited regulation by the PRA. Details about the extent of our regulation by the PRA are available from us on request.

United States. Except where this is a FX-related document, this document is distributed in the United States by ANZ Securities, Inc. (**ANZ SI**) which is a member of the Financial Regulatory Authority (**FINRA**) (www.finra.org) and registered with the SEC. ANZSI’s address is 277 Park Avenue, 31st Floor, New York, NY 10172, USA (Tel: +1 212 801 9160 Fax: +1 212 801 9163). ANZSI accepts responsibility for its content. Information on any securities referred to in this document may be obtained from ANZSI upon request. This document or material is intended for institutional use only – not retail. If you are an institutional customer wishing to effect transactions in any securities referred to in this document you must contact ANZSI, not its affiliates. ANZSI is authorised as a broker-dealer only for institutional customers, not for US Persons (as “US person” is defined in Regulation S under the US Securities Act of 1933, as amended) who are individuals. If you have registered to use our website or have otherwise received this document and are a US Person who is an individual: to avoid loss, you should cease to use our website by unsubscribing or should notify the sender and you should not act on the contents of this document in any way. Non-U.S. analysts may not be associated persons of ANZSI and therefore may not be subject to FINRA Rule 2242 restrictions on communications with the subject company, public appearances and trading securities held by the analysts. Where this is a FX-related document, it is distributed in the United States by ANZ's New York Branch, which is also located at 277 Park Avenue, 31st Floor, New York, NY 10172, USA (Tel: +1 212 801 916 0 Fax: +1 212 801 9163).

Vietnam. This document is distributed in Vietnam by ANZ or ANZ Bank (Vietnam) Limited, a subsidiary of ANZ.