

New Zealand Weekly Data Wrap

24 January 2025



This is not personal advice nor financial advice about any product or service. It does not take into account your financial situation or goals. Please refer to the Important Notice.



Contact us

See [page 5](#).



ANZ Proprietary data

Check out our latest releases below

- ANZ Business Outlook: December 2024
- ANZ-Roy Morgan Consumer Confidence: December 2024
- ANZ Truckometer: November 2024
- ANZ Commodity Price Index: December 2024
- ANZ NZ Merchant and Card Spending: December 2024

Key forecasts and rates

Our forecasts can be found on [page 4](#).

Glossary

Confused by acronyms or jargon? See a glossary [here](#).

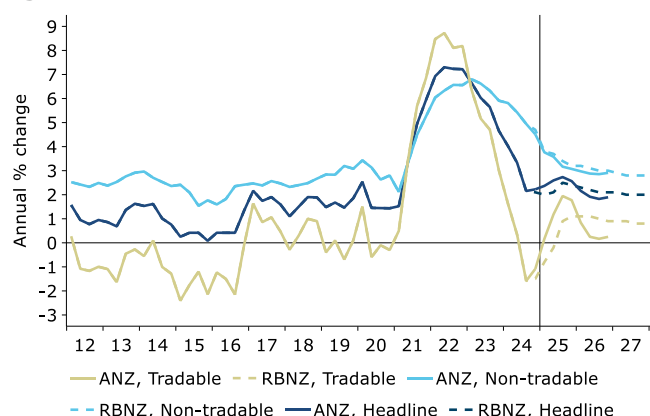
Updated CPI outlook: bumps in the road

Despite [annual headline inflation](#) coming in unchanged at 2.2% in Q4, there was plenty of evidence in the data to suggest the underlying disinflation trajectory remains intact: non-tradable inflation slowed more than our and the RBNZ's forecast, and core measures continued to decelerate. And with key capacity indicators suggesting there's further underlying disinflation to come over 2025, the RBNZ should remain content with their prior guidance that they'll withdraw another 50bp of monetary restriction in February.

But the Monetary Policy Committee won't exactly be singing from the rooftops anytime soon. Based on our updated forecast, annual inflation isn't going to be as low as 2.2% again until 2026, with headline inflation expected to reaccelerate to 2.4% in Q1 2025, peaking at 2.7% in Q3 2025 before stabilising around 2% over 2026. But as figure 1 shows, this is driven by temporarily higher tradable inflation – the result of incorporating recent NZD weakness and higher oil prices into the outlook. That's the kind of inflation that's appropriate for the RBNZ to look through, as it doesn't tend to stick around. Indeed, reacting to a little near-term tradable inflation strength by maintaining more restrictive monetary conditions than otherwise would likely cause unnecessary harm to the economy and lead to an inflation undershoot in 2026 (ie a policy mistake, eventually requiring stimulus). The RBNZ has a 1-3% target band for good reason.

But stronger tradable inflation can't be completely discounted away. Should reaccelerating headline inflation over coming quarters cause medium-term inflation expectations to rise and become anchored above 2%, the RBNZ will become very concerned about the possibility of that flowing through into broader price-setting behaviour: the stuff of nightmares for central bankers.

Figure 1. CPI inflation forecast vs November MPS



Source: Stats NZ, RBNZ, Macrobond, ANZ Research

Combine upside inflation expectation risks with the risk that neutral policy rates globally are creeping higher, not to mention the risk that some components of the CPI basket (eg council rates, insurance, electricity) are likely to run hotter than their average pre-pandemic pace owing to "structural" reasons (eg more frequent extreme weather events and infrastructure needs), and it's fair to conclude that as the OCR gets closer to the RBNZ's estimate of neutral (currently around 3%), they'll become increasingly cautious in their approach to normalising policy. Beyond February, we continue to pencil in a 25bp cut in April, taking the OCR to a terminal level of 3.5%.



Financial markets update



NZ Economic News

ANZ's latest data releases, forecast updates and insights

- NZ CPI Review: more disinflation than meets the eye
- NZ REINZ housing data: recovery underway
- NZ GDP: Thunk.
- NZ 2024 HYEPU: staying the course amid choppy seas
- NZ Agri Focus: sun going down on 2024
- NZ Forecast Update: farmgate milk price revised up to \$9.85
- NZ Property Focus: the lights are coming on
- RBNZ MPS Review: 50bp cut, as expected
- RBNZ MPS starting-point surprise chart pack
- NZ Economic Outlook: finding neutral
- NZ labour market: not a game changer
- NZ Insight: FTA with Gulf countries bolsters trade opportunities
- NZ Property Focus: on the up
- NZ CPI Review: back in the band; now keep it there
- RBNZ MPR Review: doubling down
- NZ Insight: fiscal musings
- NZ Agri Focus: seasonal change
- NZ Insight: playing by the rules?
- NZ Property Focus: regional revelations
- NZ Carbon Market: Emissions Trading Scheme settings
- NZ Insight: China consumer caution impacting NZ exports
- NZ Insight: Draft Emissions Reduction Plan
- NZ Insight: non-tradable inflation – a waiting game
- NZ Insight: new Government, new fiscal strategy

Click [here](#) for more.

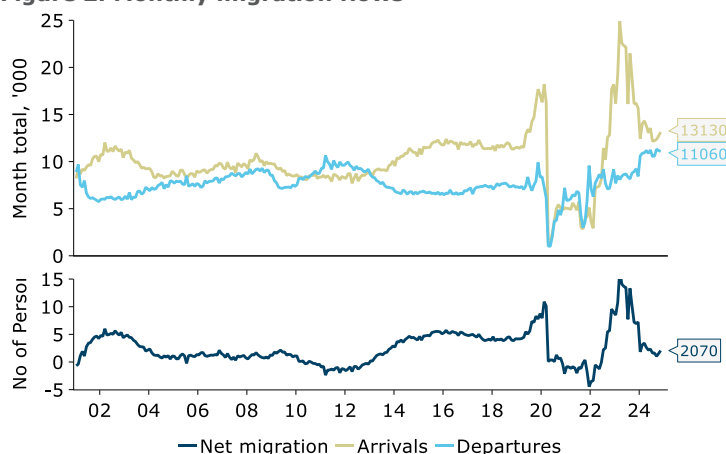
Net migration easing, but still plenty of churn

In other data this week, net migration inflows continued to ease sharply in November, with the annual inflow falling to around 30k, well down from the peak of 136k in October 2023. That's largely a reflection of the loosening labour market, with fewer opportunities for workers weighing on arrivals and causing more New Zealanders to head offshore.

Nearly 128k people have left New Zealand in the past year, 73k of whom were New Zealand citizens, a record high. Over half of New Zealand citizen departures are to Australia, which isn't surprising given the relative strength of Australia's labour market.

With the November data in the bag (which included sizeable, yet standard revisions to recent history), it no longer appears that the peak in monthly departures has occurred. Meanwhile, monthly arrivals, while well down from the astonishing peaks seen following the reopening of the border (and when New Zealand's labour market was in an unprecedented state of tightness), are still elevated relative to history.

Figure 2. Monthly migration flows



Source: Stats NZ, Macrobond, ANZ Research

Looking forward, our current assumption remains that the annual net inflow will trough at around 15k in the middle of 2025. As the economy picks up and labour market conditions improve, net migration inflows are expected to rise back towards the long-run historic average.

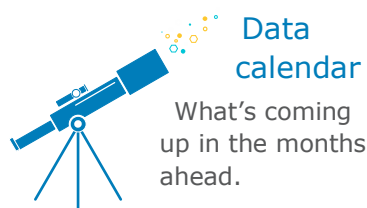
Turning to short-term arrivals, the recovery in international tourism remained stuck in November. Arrivals as a share of the same month in 2019 (ie pre-COVID levels) remained at 86%, where they have been since around the middle of 2023. Arrivals from our two largest markets, Australia and the USA, were around 95% of pre-COVID levels in November. However, pulling down total arrivals was the relative absence of tourists from China, which remain well below pre-COVID levels.

China's economy is in the midst of a structural slowdown. While recently announced stimulus measures appear to have stabilised China's ailing property sector, domestic demand remains subdued, and any meaningful recovery could take time. But even as domestic demand and confidence improve, it remains uncertain whether China's tourists will return here in the same numbers, with the pandemic years having seen a rise in China's domestic tourism industry.

New Zealand's newly appointed Minister for Economic Growth signalled that boosting tourism numbers, including from China, is a top priority. Given international tourism receipts have historically been a key source of foreign income for New Zealand, containing persistent current account deficits, the Government is right to emphasise the industry's importance.



Financial markets update



Date	Data/event
Tue 28 Jan (10:45am)	Employment Indicators – Dec
Thu 30 Jan (10:45am)	Merchandise Trade – Dec
Thu 30 Jan (1:00pm)	ANZ Business Outlook – Jan
Fri 31 Jan (10:00am)	ANZ-RM Consumer Confidence – Jan
Tue 4 Feb (10:45am)	Building Permits – Dec
Wed 5 Feb (early am)	Global Dairy Trade auction
Wed 5 Feb (10:45am)	Labour Market – Q4
Wed 5 Feb (1:00pm)	ANZ Commodity Price Index – Jan
Wed 12 Feb (10:00am)	ANZ Truckometer – Dec/Jan
Thu 13 Feb (10:45am)	Electronic Card Transactions – Jan
Thu 13 Feb (3:00pm)	RBNZ 2Yr Inflation Expectation – Q1
Fri 14 Feb (10:30am)	BusinessNZ Manuf PMI – Jan
Fri 14 Feb (10:45am)	Selected Price Indexes – Jan
Mon 17 Feb (10:30am)	Performance Services Idx – Jan
Mon 17 Feb (10:45am)	Net Migration – Dec
Wed 19 Feb (early am)	Global Dairy Trade auction
Wed 19 Feb (2:00pm)	RBNZ MPS
Fri 21 Feb (10:45am)	Merchandise Trade – Jan
Mon 24 Feb (10:45am)	Retail Trade – Q4
Thu 27 Feb (1:00pm)	ANZ Business Outlook – Feb
Fri 28 Feb (10:00am)	ANZ-RM Consumer Confidence – Feb
Mon 3 Mar (10:45am)	Terms of Trade – Q4
Tue 4 Mar (10:45am)	Building Permits – Jan
Wed 5 Mar (1:00pm)	ANZ Commodity Price Index – Feb
Fri 6 Mar (10:45am)	Volume of All Buildings – Q4
Tue 11 Mar (10:45am)	Economic Survey of Manufacturing – Q4
Wed 12 Mar (10:00am)	ANZ Truckometer – Feb

Interest rate markets

Local and global interest rates have generally been in consolidation mode this week, having corrected lower late last week following softer-than-expected US CPI data. Moves seen this week have been of a much lesser magnitude, and while US bond yields are a little higher (with the latest move driven by fears that Trump's demand for low interest rates may threaten Fed independence), NZ interest rates are generally a little lower. The catalyst for lower local rates was the Q4 CPI data – as discussed in depth on page 1. While the headline beat expectations, the details were more benign, reinforcing market and analyst expectations for a 50bp cut in February. Softness in the core measures has also reaffirmed market expectations that the OCR is headed towards 3%, which is close to the RBNZ's estimate of neutral, but a touch below the 3.5% endpoint we have pencilled into our forecasts. But going the other way, higher oil prices and the weaker NZD pose challenges for the RBNZ, but we don't expect markets to re-calibrate significantly ahead of the February MPS. At the long end, it's all about steep yield curves adding to expected returns on bonds via roll-down. The level of yields (the NZ 10yr bond is ~4.65% today) and the steepness of the curve are important considerations for bond investors, and while 10yr NZGB yields are only on a par with US and UK yields, and slightly above Australian equivalents, the NZGB curve is far steeper. It is clear from the results of NZGB (and other high-quality credit) tenders this month that investor interest in long bonds has been piqued, and we suspect the level of yields and slope of the curve have played a role. That said, bond supply remains a headwind, as does volatility, which was a feature of Trump's proverbial "version 1.0" presidency, and those factors may crimp how far long-end rates can fall, even if they are perceived by investors to be in the value zone. In past cycles, we have also tended to see long bond yields start rising towards the end of the easing cycle, so we would caution against expecting long-end yields to fall just because the OCR is falling.

FX markets

The Kiwi has consolidated this week and has traded in tight ranges since it jumped on Tuesday on tentative relief on Trump's tariff policy. Its fortunes remain tied to the USD and Trump headlines in the near term, but we continue to expect a gradual appreciation over coming quarters.

Key data summary

Performance Services Index – December. Down 1.2 points to 47.9. Weaker than the signal in our Business Outlook.

Electronic Card Transactions – December. Up 1.5% m/m.

REINZ House Prices – December. The nationwide [REINZ House Price Index](#) (HPI) rose 0.2% m/m (sa) in December.

CPI – Q4. Despite stable headline inflation in Q4, underlying inflation remains on a downwards trajectory. See our [Review](#).

Net Migration – November. At just 2070 people, monthly net inflows remain well below recent highs.

The week ahead

Monthly Employment Indicators – December (Tuesday 28 January, 10:45am). Weekly jobs data point to a small (0.1% m/m) rise.

ANZ Business Outlook – January (Thursday 30 January, 1:00pm).

ANZ-Roy Morgan Consumer Confidence – January (Friday 31 January, 10:00am).



Key forecasts and rates

FX rates	Actual			Forecast (end month)					
	Nov-24	Dec-24	Today	Mar-25	Jun-25	Sep-25	Dec-25	Mar-26	Jun-26
NZD/USD	0.592	0.562	0.568	0.590	0.580	0.590	0.610	0.620	0.620
NZD/AUD	0.909	0.905	0.903	0.922	0.921	0.908	0.910	0.899	0.899
NZD/EUR	0.559	0.540	0.545	0.573	0.569	0.567	0.581	0.585	0.574
NZD/JPY	88.6	88.2	88.5	90.3	89.3	88.5	90.3	90.5	89.3
NZD/GBP	0.464	0.448	0.459	0.468	0.464	0.461	0.462	0.466	0.463
NZ\$ TWI	69.7	67.6	68.0	70.2	69.6	70.3	72.2	72.8	72.4
Interest rates	Actual			Forecast (end month)					
	Nov-24	Dec-24	Today	Mar-25	Jun-25	Sep-25	Dec-25	Mar-26	Jun-26
NZ OCR	4.25	4.25	4.25	3.75	3.50	3.50	3.50	3.50	3.50
NZ 90 day bill	4.36	4.17	4.01	3.62	3.62	3.62	3.62	3.62	3.62
NZ 2-yr swap	3.70	3.38	3.54	3.57	3.57	3.59	3.62	3.62	3.67
NZ 10-yr bond	4.38	4.41	4.57	4.50	4.50	4.75	5.00	5.00	5.00

Economic forecasts

	Sep-24	Dec-24	Mar-25	Jun-25	Sep-25	Dec-25	Mar-26	Jun-26	Sep-26
GDP (% qoq)	-1.0	0.4	0.4	0.6	0.8	0.9	0.8	0.7	0.7
GDP (% yoy)	-1.5	-1.4	-1.3	0.4	2.2	2.7	3.1	3.2	3.1
CPI (% qoq)	0.6	0.5	0.8	0.6	0.8	0.4	0.4	0.4	0.7
CPI (% yoy)	2.2	2.2	2.4	2.6	2.7	2.6	2.2	1.9	1.8
Employment (% qoq)	-0.5	-0.2	-0.1	0.0	0.3	0.4	0.4	0.5	0.6
Employment (% yoy)	-0.4	-0.9	-0.6	-0.8	0.0	0.6	1.1	1.6	1.9
Unemployment Rate (% sa)	4.8	5.1	5.3	5.5	5.5	5.3	5.2	5.1	4.9

Figures in bold are forecasts. mom: Month-on-Month; qoq: Quarter-on-Quarter; yoy: Year-on-Year. [Click here](#) for full ANZ forecasts

Figure 3. GDP level

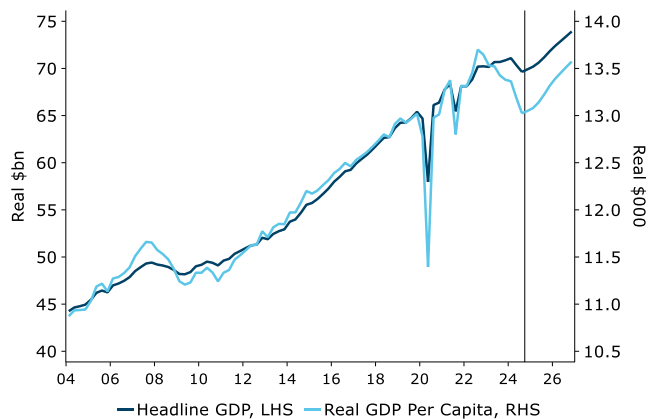


Figure 4. CPI inflation components

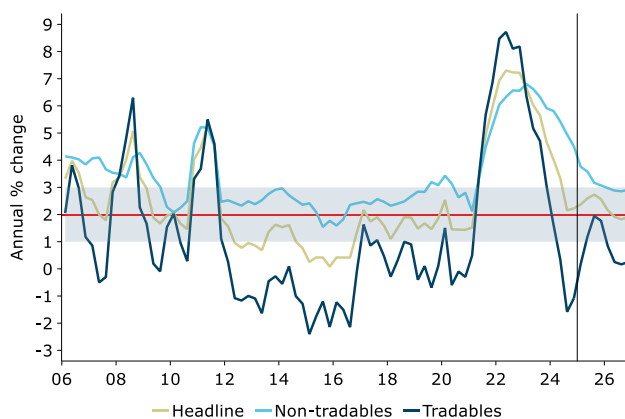


Figure 5. OCR forecast

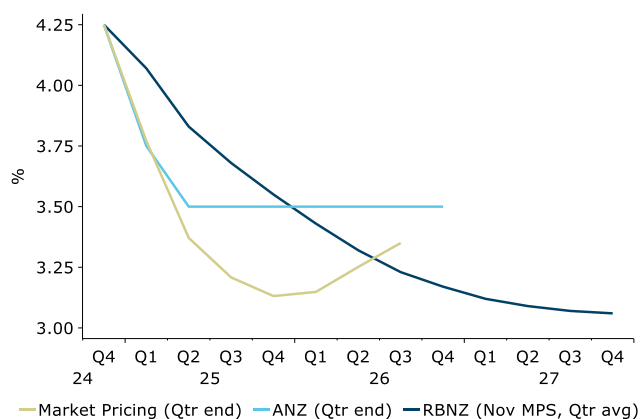
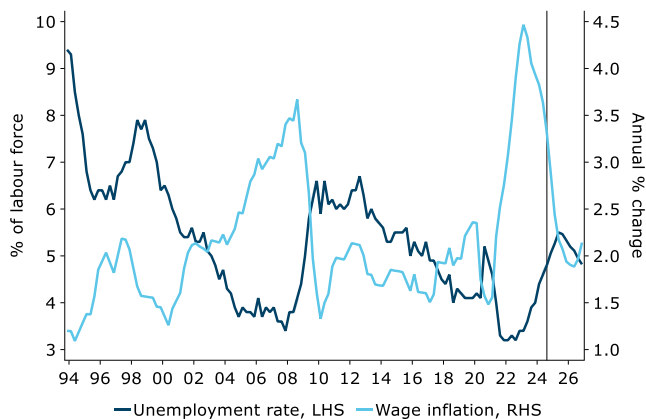


Figure 6. Unemployment and wage inflation



Source: Stats NZ, RBNZ, ICAP, Bloomberg, Macrobond, ANZ Research



Contact us

Meet the team

We welcome your questions and feedback. Click [here](#) for more information about our team.



Sharon Zollner
Chief Economist

Follow Sharon on X
@sharon_zollner

Telephone: +64 9 357 4094
Email: sharon.zollner@anz.com

General enquiries:
research@anz.com

Follow ANZ Research
@ANZ_Research (global)



David Croy
Senior Strategist

Market developments, interest rates, FX, unconventional monetary policy, liaison with market participants.

Telephone: +64 4 576 1022
Email: david.croy@anz.com



Miles Workman
Senior Economist

Macroeconomic forecast co-ordinator, economic developments, labour market dynamics, inflation, fiscal and monetary policy.

Telephone: +64 21 661 792
Email: miles.workman@anz.com



Henry Russell
Economist

Macroeconomic forecasting, economic developments, GDP and activity dynamics and monetary policy.

Telephone: +64 21 629 553
Email: henry.russell@anz.com



Kyle Uerata
Economic Statistician

Economic statistics, ANZ proprietary data (including ANZ Business Outlook), data capability and infrastructure.

Telephone: +64 21 633 894
Email: kyle.uerata@anz.com



Natalie Denne
PA / Desktop Publisher

Business management, general enquiries, mailing lists, publications, chief economist's diary.

Telephone: +64 21 221 7438
Email: natalie.denne@anz.com

Important notice

Last updated: 19 November 2024

The opinions and research contained in this document (in the form of text, image, video or audio) are (a) not personal financial advice nor financial advice about any product or service; (b) provided for information only; and (c) general in nature and do not take into account your financial situation or goals.

This document may be restricted by law in certain jurisdictions. Recipients must observe all relevant restrictions.

Disclaimer for all jurisdictions: This document is prepared by ANZ Bank New Zealand Limited (ANZ Centre, 23-29 Albert Street, Auckland 1010, New Zealand). This document is distributed in your country/region by Australia and New Zealand Banking Group Limited (ABN11 005 357 522) (**ANZ**), a company incorporated in Australia or (if otherwise stated), by its subsidiary or branch (herein collectively referred to as **ANZ Group**). The views expressed in it are those of ANZ Economics and Markets Research, an independent research team of ANZ Bank New Zealand Limited.

This document is distributed on the basis that it is only for the information of the specified recipient or permitted user of the relevant website (**recipients**).

This document is solely for informational purposes and nothing in it is intended to be an invitation, solicitation or offer by ANZ Group to sell, or buy, receive or provide any product or service, or to participate in a particular trading strategy.

Distribution of this document to you is only as may be permissible by the laws of your jurisdiction, and is not directed to or intended for distribution or use by recipients resident or located in jurisdictions where its use or distribution would be contrary to those laws or regulations, or in jurisdictions where ANZ Group would be subject to additional licensing or registration requirements. Further, any products and services mentioned in this document may not be available in all countries.

ANZ Group in no way provides any personal financial, legal, taxation or investment advice to you in connection with any product or service discussed in this document. Before making any investment decision, recipients should seek independent financial, legal, tax and other relevant advice having regard to their particular circumstances.

Whilst care has been taken in the preparation of this document and the information contained within is believed to be accurate and made on reasonable grounds on the date it was published, ANZ Group does not represent or warrant the accuracy or completeness of the information. Further, ANZ Group does not accept any responsibility to inform you of any matter that subsequently comes to its notice, which may affect the accuracy of the information in this document.

This document may contain forward looking statements or opinions including statements regarding our intent, belief or current expectations regarding economic and market conditions, financial instruments and credit markets. Such statements are usually predictive in character, may not be accurate once the future becomes known and should not be relied upon when making investment decisions. Past performance is not a reliable indicator of future performance. ANZ does not accept any responsibility to inform you of any revisions to these forward-looking statements to reflect events or circumstances occurring after the date of this document.

Preparation of this document and the opinions expressed in it may involve material elements of subjective judgement and analysis. Unless specifically stated otherwise: they are current on the date of this document and are subject to change without notice; and, all price information is indicative only. Any opinions expressed in this document are subject to change at any time without notice.

ANZ Group does not guarantee the performance of any product mentioned in this document. All investments entail a risk and may result in both profits and losses. Any products and services described in this document may not be suitable for all investors, and transacting in these products or services may be considered risky.

ANZ Group expressly disclaims any responsibility and shall not be liable for any loss, damage, claim, liability, proceedings, cost or expense (**Liability**) arising directly or indirectly and whether in tort (including negligence), contract, equity or otherwise (including infringement of any third party rights) out of or in connection with this document and your use of it to the extent permissible under relevant law. The contents of this document have not been reviewed by any regulatory body or authority in any jurisdiction.

ANZ Group may have an interest in the subject matter of this document. They may receive fees from customers for dealing in any products or services described in this document, and their staff and introducers of business may share in such fees or remuneration that may be influenced by total sales, at all times received and/or apportioned in accordance with local regulatory requirements. Further, they or their customers may have or have had interests or long or short positions in any products or services described in this document, and may at any time make purchases and/or sales in them as principal or agent, as well as act (or have acted) as a market maker in such products. This document is published in accordance with ANZ Group's policies on conflicts of interest and ANZ Group maintains appropriate information barriers to control the flow of information between businesses within the group.

Your ANZ Group point of contact can assist with any questions about this document including for further information on these disclosures of interest.

Australia. ANZ holds an Australian Financial Services licence no. 234527. For a copy of ANZ's Financial Services Guide please [click here](#) or request from your ANZ point of contact.

Brazil. This document is distributed on a cross border basis and only following request by the recipient. No securities are being offered or sold in Brazil under this document, and no securities have been and will not be registered with the Securities Commission - CVM.

Brunei, Japan, Kuwait, Malaysia, Switzerland, Taiwan. This document is distributed in each of these jurisdictions by ANZ on a cross-border basis.

Cambodia. The information contained in this document is confidential and is provided solely for your use upon your request. This does not constitute or form part of an offer or solicitation of any offer to engage services, nor should it or any part of it form the basis of, or be relied in any connection with, any contract or commitment whatsoever. ANZ does not have a licence to undertake banking operations or securities business or similar business, in Cambodia. By requesting financial services from ANZ, you agree, represent and warrant that you are engaging our services wholly outside of Cambodia and subject to the laws of the contract governing the terms of our engagement.

Canada. This document is general information only, is intended for institutional use only – not retail, and is not meant to be tailored to the needs and circumstances of any recipient. In addition, this document is not intended to be an offer or solicitation to purchase or sell any security or other financial instrument or to employ a specific investment strategy.

Chile. You understand and agree that ANZ is not regulated by Chilean Authorities and that the provision of this document is not subject to any Chilean supervision and is not guaranteed by any regulatory or governmental agency in Chile.

Fiji. For Fiji regulatory purposes, this document and any views and recommendations are not to be deemed as investment advice. Fiji investors must seek licensed professional advice should they wish to make any investment in relation to this document.

Hong Kong. This document is issued or distributed in Hong Kong by the Hong Kong branch of ANZ, which is registered at the Hong Kong Monetary Authority to conduct Type 1 (dealing in securities), Type 4 (advising on securities) and Type 6 (advising on corporate finance) regulated activities. The contents of this document have not been reviewed by any regulatory authority in Hong Kong. If you are in any doubt about any of the contents of this document, you should obtain independent professional advice.

Important notice

India. If this document is received in India, only you (the specified recipient) may print it provided that before doing so, you specify on it your name and place of printing.

Israel. ANZ is not a holder of a licence granted in Israel pursuant to the Regulation of Investment Advising, Investment Marketing and Portfolio Management Law, 1995 ("Investment Advice Law") and does not hold the insurance coverage required of a licensee pursuant to the Investment Advice Law. This publication has been prepared exclusively for Qualified Clients as such term is defined in the First Schedule to the Investment Advice Law. As a prerequisite to the receipt of a copy of this publication a recipient will be required to provide confirmation and evidence that it is a Qualified Client. Nothing in this publication should be considered Investment Advice or Investment Marketing as defined in the Investment Advice Law. Recipients are encouraged to seek competent investment advice from a locally licensed investment adviser prior to making any investment.

Macau. Click [here](#) to read the disclaimer for all jurisdictions in Mandarin. 澳门。点击[此处](#)阅读所有司法管辖区的免责声明的中文版。

Myanmar. This document is intended to be general and part of ANZ's customer service and marketing activities when implementing its functions as a licensed bank. This document is not Securities Investment Advice (as that term is defined in the Myanmar Securities Transaction Law 2013).

New Zealand. This document is distributed in New Zealand by ANZ Bank New Zealand Limited. The material is for information purposes only and is not financial advice about any product or service. We recommend you seek advice about your financial situation and goals before acquiring or disposing of (or not acquiring or disposing of) a financial product.

Oman. ANZ neither has a registered business presence nor a representative office in Oman and does not undertake banking business or provide financial services in Oman. Consequently ANZ is not regulated by either the Central Bank of Oman (**CBO**) or Oman's Capital Market Authority (**CMA**). The information contained in this document is for discussion purposes only and neither constitutes an offer of securities in Oman as contemplated by the Commercial Companies Law of Oman (Royal Decree 4/74) or the Capital Market Law of Oman (Royal Decree 80/98), nor does it constitute an offer to sell, or the solicitation of any offer to buy non-Omani securities in Oman as contemplated by Article 139 of the Executive Regulations to the Capital Market Law (issued vide CMA Decision 1/2009). ANZ does not solicit business in Oman and the only circumstances in which ANZ sends information or material describing financial products or financial services to recipients in Oman, is where such information or material has been requested from ANZ and the recipient understands, acknowledges and agrees that this document has not been approved by the CBO, the CMA or any other regulatory body or authority in Oman. ANZ does not market, offer, sell or distribute any financial or investment products or services in Oman and no subscription to any securities, products or financial services may or will be consummated within Oman. Nothing contained in this document is intended to constitute Omani investment, legal, tax, accounting or other professional advice.

People's Republic of China (PRC). This document may be distributed by either ANZ or Australia and New Zealand Bank (China) Company Limited (**ANZ China**). Recipients must comply with all applicable laws and regulations of PRC, including any prohibitions on speculative transactions and CNY/CNH arbitrage trading. If this document is distributed by ANZ or an Affiliate (other than ANZ China), the following statement and the text below is applicable: No action has been taken by ANZ or any affiliate which would permit a public offering of any products or services of such an entity or distribution or re-distribution of this document in the PRC. So, the products and services of such entities are not being offered or sold within the PRC by means of this document or any other document. This document may not be distributed, re-distributed or published in the PRC, except under circumstances that will result in compliance with any applicable laws and regulations. If and when the material accompanying this document relates to the products and/or services of ANZ China, the following statement and the text below is applicable: This document is distributed by ANZ China in the Mainland of the PRC.

Peru. The information contained in this document has not been, and will not be, registered with or approved by the Peruvian Superintendency of the Securities Market (Superintendencia del Mercado de Valores, **SMV**) or the Lima Stock Exchange (Bolsa de Valores de Lima, **BVL**) or under the Peruvian Securities Market Law (Legislative Decree 6 861), and will not be subject to Peruvian laws applicable to public offerings in Peru. To the extent this information refers to any securities or interests, it should be noted the securities or interests may not be offered or sold in Peru, except if (i) such securities or interests were previously registered with the Peruvian Superintendency of the Securities Market, or (ii) such offering is considered a private offering in Peru under the securities laws and regulation of Peru.

Qatar. This document has not been, and will not be:

- lodged or registered with, or reviewed or approved by, the Qatar Central Bank (**QCB**), the Qatar Financial Centre (**QFC**) Authority, QFC Regulatory Authority or any other authority in the State of Qatar (**Qatar**); or
- authorised or licensed for distribution in Qatar, and the information contained in this document does not, and is not intended to, constitute a public offer or other invitation in respect of securities in Qatar or the QFC.

The financial products or services described in this document have not been, and will not be:

- registered with the QCB, QFC Authority, QFC Regulatory Authority or any other governmental authority in Qatar; or
- authorised or licensed for offering, marketing, issue or sale, directly or indirectly, in Qatar.

Accordingly, the financial products or services described in this document are not being, and will not be, offered, issued or sold in Qatar, and this document is not being, and will not be, distributed in Qatar. The offering, marketing, issue and sale of the financial products or services described in this document and distribution of this document is being made in, and is subject to the laws, regulations and rules of, jurisdictions outside of Qatar and the QFC. Recipients of this document must abide by this restriction and not distribute this document in breach of this restriction. This document is being sent/issued to a limited number of institutional and/or sophisticated investors (i) upon their request and confirmation that they understand the statements above; and (ii) on the condition that it will not be provided to any person other than the original recipient, and is not for general circulation and may not be reproduced or used for any other purpose.

Singapore. To the extent that this document contains any statements of opinion and/or recommendations related to an investment product or class of investment product (as defined in the Financial Advisers Act 2001), this document is distributed in Singapore by ANZ solely for the information of "accredited investors", "expert investors" or (as the case may be) "institutional investors" (each term as defined in the Securities and Futures Act 2001 of Singapore). ANZ is licensed in Singapore under the Banking Act 1970 of Singapore and is exempted from holding a financial adviser's licence under Section 23(1)(a) of the Financial Advisers Act 2001 of Singapore. In respect of any matters arising from, or in connection with, the distribution of this document in Singapore, please speak to your usual ANZ contact in Singapore.

United Arab Emirates (UAE). This document is distributed in the UAE or the Dubai International Financial Centre (**DIFC**) (as applicable) by ANZ. This document does not, and is not intended to constitute: (a) an offer of securities anywhere in the UAE; (b) the carrying on or engagement in banking, financial and/or investment consultation business in the UAE under the rules and regulations made by the Central Bank of the UAE, the Emirates Securities and Commodities Authority or the UAE Ministry of Economy; (c) an offer of securities within the meaning of the Dubai International Financial Centre Markets Law (**DIFCML**) No. 12 of 2004; and (d) a financial promotion, as defined under the DIFCML No. 1 of 200. ANZ DIFC Branch is regulated by the Dubai Financial Services Authority (**DFSA**). The financial products or services described in this document are only available to persons who qualify as "Professional Clients" or "Market Counterparty" in accordance with the provisions of the DFSA rules.

Important notice

United Kingdom. This document is distributed in the United Kingdom by Australia and New Zealand Banking Group Limited (**ANZ**) solely for the information of persons who would come within the Financial Conduct Authority (**FCA**) definition of “eligible counterparty” or “professional client”. It is not intended for and must not be distributed to any person who would come within the FCA definition of “retail client”. Nothing here excludes or restricts any duty or liability to a customer which ANZ may have under the UK Financial Services and Markets Act 2000 or under the regulatory system as defined in the Rules of the Prudential Regulation Authority (**PRA**) and the FCA. ANZ considers this document to constitute an Acceptable Minor Non-Monetary Benefits (**AMNMB**) under the relevant inducement rules of the FCA. ANZ is authorised in the United Kingdom by the PRA and is subject to regulation by the FCA and limited regulation by the PRA. Details about the extent of our regulation by the PRA are available from us on request.

United States. Except where this is a FX-related document, this document is distributed in the United States by ANZ Securities, Inc. (**ANZ SI**) which is a member of the Financial Regulatory Authority (**FINRA**) (www.finra.org) and registered with the SEC. ANZSI’s address is 277 Park Avenue, 31st Floor, New York, NY 10172, USA (Tel: +1 212 801 9160 Fax: +1 212 801 9163). ANZSI accepts responsibility for its content. Information on any securities referred to in this document may be obtained from ANZSI upon request. This document or material is intended for institutional use only – not retail. If you are an institutional customer wishing to effect transactions in any securities referred to in this document you must contact ANZSI, not its affiliates. ANZSI is authorised as a broker-dealer only for institutional customers, not for US Persons (as “US person” is defined in Regulation S under the US Securities Act of 1933, as amended) who are individuals. If you have registered to use our website or have otherwise received this document and are a US Person who is an individual: to avoid loss, you should cease to use our website by unsubscribing or should notify the sender and you should not act on the contents of this document in any way. Non-U.S. analysts may not be associated persons of ANZSI and therefore may not be subject to FINRA Rule 2242 restrictions on communications with the subject company, public appearances and trading securities held by the analysts. Where this is a FX-related document, it is distributed in the United States by ANZ's New York Branch, which is also located at 277 Park Avenue, 31st Floor, New York, NY 10172, USA (Tel: +1 212 801 916 0 Fax: +1 212 801 9163).

Vietnam. This document is distributed in Vietnam by ANZ or ANZ Bank (Vietnam) Limited, a subsidiary of ANZ.