

# New Zealand Weekly Data Wrap

23 May 2025

This is not personal advice. It does not consider your financial situation or goals. Refer to the Important Notice at the end of this document.



Contact us  
See [page 5](#).

## ANZ Proprietary data

Check out our latest releases below

- [ANZ Business Outlook: April 2025](#)
- [ANZ-Roy Morgan Consumer Confidence: April 2025](#)
- [ANZ Truckometer: April 2025](#)
- [ANZ Commodity Price Index: April 2025](#)
- [ANZ NZ Merchant and Card Spending: April 2025](#)

## Key forecasts and rates

Our forecasts can be found on [page 4](#).

Confused by acronyms or jargon?  
See a glossary [here](#).

Update subscription preferences at [www.research.anz.com](http://www.research.anz.com)

Listen to our daily [podcast](#)



## Budget much as advertised, attention now shifts to RBNZ

**Overview:** The [Budget](#) delivered tighter net discretionary fiscal policy alongside modest downgrades to the Treasury's economic and tax forecasts. Attention next week will be on the RBNZ's Monetary Policy Statement on Wednesday, where we are expecting a 25bp cut. We're also picking a slightly lower OCR track on balance, although this all depends on the RBNZ's judgements about global growth headwinds. Other data of interest last week were a strong goods trade surplus and a continued recovery in retail trade.

**RBNZ's view of global growth a key question at next Wednesday's MPS:** [We expect a 25bp cut](#) in the OCR to 3.25% next Wednesday. That is universally expected, with the main interest being in what the RBNZ will do with its Official Cash Rate (OCR) projection.

Data since the last OCR review in April has been a mixed bag, but we estimate starting point news (including fiscal) justifies perhaps 15bp off the OCR track (which troughed at 3.1% in the February MPS). Where it gets messy is judgments about the global growth outlook and any impacts the Committee builds into its forecasts for commodity prices, investment and employment. That's a judgment call and it's very hard to predict whether at this stage the RBNZ thinks it's worth 0 (i.e. wait and see) or up to 50bp off the track. Given recent de-escalation, risks are tilting towards the Committee choosing to centralise less of it and instead presenting scenario analysis.

**Few surprises in Budget 2025 from a macroeconomic perspective:** As telegraphed by the Government in the lead-up, the Budget included tighter net discretionary fiscal policy changes alongside a weaker economic and tax outlook. This resulted in just a small downgrade to the overall fiscal outlook compared to December's Half-Year Update. The Treasury forecasts that the Government will achieve a surplus in the 2028/29 fiscal year, but it's wafer thin at just \$0.2bn (vs \$1.9bn at the Half-Year Update in December).

There was plenty of new spending announced in the Budget, but it was mostly funded from sizable savings totaling \$5.4bn per year. Discretionary operational spending net of tax changes is lower than was forecast in the Half-Year Update, and this implies marginally lower aggregate demand than otherwise. That's nothing the RBNZ can't offset with a slightly lower OCR than otherwise, all else equal. The impact on aggregate demand of the Budget decisions looks to be fairly modest and around what we were expecting – perhaps worth 5-10 basis points less pressure on the OCR.

Excluding this year's pre-funding of next year's programme, New Zealand Debt Management has lifted its bond issuance guidance by a cumulative \$4bn, but it's all in the tail. Near-term issuance guidance has been downgraded.

**Retail trade recovering:** Retail trade volumes lifted 0.8% q/q in Q1, slightly stronger than the 0.5% lift we had pencilled in. Growth in the previous quarter was also revised up marginally from 0.9% q/q to 1.0% q/q. While retail sales (including accommodation) represent only around 7% of total production GDP, its broad coverage of sub-industries means it often provides a decent indication of the risks around our GDP forecast. At face value, these data are broadly consistent with our Q1 GDP forecast of 0.6% q/q, but there are plenty more partial indicators to come before the GDP data are published on 19 June.

## NZ Economic News

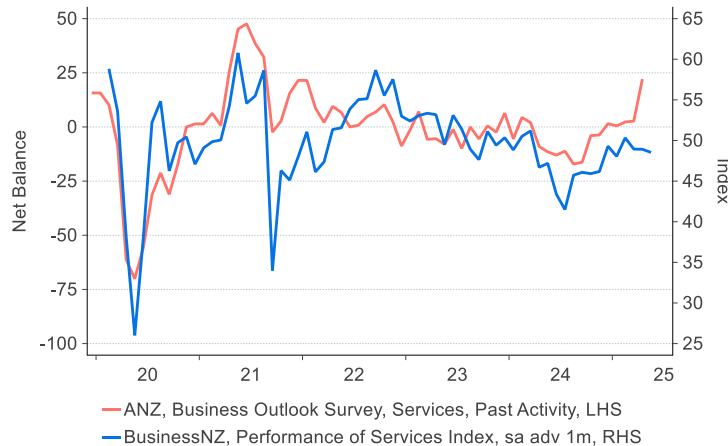
ANZ's latest data releases, forecast updates and insights

- [NZ Budget 2025: much as advertised](#)
- [NZ REINZ housing data: slowly rounding the corner](#)
- [NZ Forecast Update: milk price revised up to \\$10/kgMS this season and next](#)
- [NZ labour market: when labour supply meets demand](#)
- [NZ Property Focus: a quick look over the neighbour's fence](#)
- [NZ CPI Review: nothing much to see here](#)
- [NZ Forecast Update and OCR Call Change](#)
- [NZ CPI Preview: headline up, underlying trend down](#)
- [RBNZ MPR Review: keep calm and carry on... but ready to act](#)
- [NZIER QSBO: no hurdle to ongoing cuts](#)
- [NZ Property Focus: plodding along](#)
- [NZ GDP: bouncing off the bottom](#)
- [NZ Property Focus: paving the road to recovery](#)
- [NZ scenarios and risks around the OCR outlook](#)
- [NZ Economic Outlook: getting back on our feet](#)
- [RBNZ Monetary Policy Statement Review & OCR Call Change](#)
- [NZ Property Focus: starting 2025 on a more stable footing](#)
- [NZ CPI Review: more disinflation than meets the eye](#)
- [NZ GDP: Thunk.](#)
- [NZ 2024 HYEFU: staying the course amid choppy seas](#)
- [NZ Agri Focus: sun going down on 2024](#)
- [NZ Property Focus: the lights are coming on](#)
- [NZ Insight: FTA with Gulf countries bolsters trade opportunities](#)
- [NZ Insight: fiscal musings](#)
- [NZ Insight: playing by the rules?](#)
- [NZ Carbon Market: Emissions Trading Scheme settings](#)
- [NZ Insight: China consumer caution impacting NZ exports](#)

Click [here](#) for more.

**PSI points to a still-subdued services sector:** The Business NZ-BNZ PSI was 48.5 in April, still in contractionary territory (below 50) and below its historical average of 53. It's held in the 48-50 range for the past six months now, and the recovery doesn't appear to have much momentum yet. The details provide a slight hint of more positive times ahead. Although four of the five components in the index were below 50, the new orders component managed a positive reading (at 50.9) – the highest reading for that sub-component in over a year. Interestingly, past activity in our Business Outlook survey also gave a more positive read in April, with a net 22% of services firms reporting higher activity than a year ago (figure 1).

**Figure 1. PSI and ANZ Business Outlook past activity for the services sector**



Source: BusinessNZ, Stats NZ, Macrobond, ANZ Research

**Goods trade balance meaningfully improving:** The monthly goods trade balance was a record surplus of \$1.4bn in the month of April. That was partly because of normal seasonality, with April being around the seasonal peaks for dairy and fruit industry exports. Looking through that, the seasonally adjusted goods trade balance still recorded a small surplus of \$260m – the fourth monthly read in a row that was roughly balanced, and a strong result relative to New Zealand's history. High export prices have been helping, along with restrained imports, reflecting subdued domestic demand. At \$4.8bn, the annual goods trade deficit has narrowed meaningfully from its widest read this cycle of \$16.7bn in May 2023, and from \$10.2bn a year ago. This is consistent with our forecast for the current account deficit to gradually narrow from here. Some countries have seen significant volatility in their exports to the US in the last couple of months as exporters have tried to get in ahead of tariffs applying. This hasn't been prominent here though, and growth in exports to the US has tracked very similarly as exports to other countries.

**Dairy prices retrace slightly:** The Global Dairy Trade price index dropped 0.9% in USD terms at Wednesday's auction, a slight retracement that still leaves prices at high levels and up 16.6% from a year ago.

**RBNZ launches new inflation expectations survey:** The RBNZ launched a new survey of inflation, wage growth and unemployment expectations on Wednesday. This quarterly survey – [Tara-ā-Umanga Business expectations survey](#) – is intended to cover a large and broad enough sample of businesses to be representative of the New Zealand economy. It joins the RBNZ's two other existing surveys: the household survey of expectations, which has been running since 1995, and its Survey of Expectations – run since 1987 – which focuses on the views of experts, such as professional forecasters. The new survey has only a short history of four quarters, and the RBNZ notes that more observations are needed to enable estimation of the relationship between these data and ultimate inflation outcomes. Inflation expectations in Q1 lifted slightly in the new survey, similar to the lift seen last Friday in the existing Survey of Expectations. Business inflation expectations have remained very steady in the ANZ Business Outlook survey (even if there has been a small lift in some of the other inflation indicators). Given the RBNZ's interest in any signs of changes in inflation expectations, the new survey will be something to watch as a longer time series is gathered.

## Financial Markets Update

### Data calendar

What's coming up in the months ahead.

Date	Data/event
Wed 28 May (10:45am)	Employment Indicators – Apr
Wed 28 May (2:00pm)	<b>RBNZ Monetary Policy Statement</b>
Thu 29 May (1:00pm)	<a href="#">ANZ Business Outlook – May</a>
Fri 30 May (10:00am)	<a href="#">ANZ-RM Consumer Confidence – May</a>
Fri 30 May (10:45am)	Building Permits – Apr
Tue 3 Jun (10:45am)	Terms of Trade – Q1
Wed 4 Jun (early am)	Global Dairy Trade auction
Wed 4 Jun (10:45am)	Volume of All Buildings – Q1
Thu 5 Jun (10:45am)	<a href="#">ANZ Commodity Price Index – May</a>
Mon 9 Jun (10:45am)	Economic Survey of Manufacturing – Q1
Tue 10 Jun (10:00am)	<a href="#">ANZ Truckometer – May</a>
Wed 11 Jun (10:45am)	Net Migration – Apr
Thu 12 Jun (10:45am)	Electronic Card Transactions – May
Friday 13 Jun (10:30am)	BusinessNZ Manuf PMI – May
Mon 16 Jun (10:30am)	Performance Services Index – May
Tue 17 Jun (10:45am)	Selected Price Indices – May
Wed 18 Jun (early am)	Global Dairy Trade auction
Wed 18 Jun (10:45am)	Balance of Payments – Q2
Thu 19 Jun (10:45am)	GDP – Q2
Wed 25 Jun (10:45am)	Merchandise Trade – May
Fri 27 Jun (10:00am)	<a href="#">ANZ-RM Consumer Confidence – Jun</a>
Mon 30 Jun (10:45am)	Employment Indicators – May
Mon 30 Jun (1:00pm)	<a href="#">ANZ Business Outlook – Jun</a>
Tue 1 Jul (10:00am)	NZIER QSBO – Q2
Tue 1 Jul (10:45am)	Building Permits – May
Wed 2 Jul (early am)	Global Dairy Trade auction
Wed 3 Jul (1:00pm)	<a href="#">ANZ Commodity Price Index – May</a>
Wed 9 Jul (2:00pm)	<b>RBNZ Monetary Policy Review</b>
Thu 10 Jul (10:00am)	<a href="#">ANZ Truckometer – Jun</a>
Thu 10 Jul (10:45am)	Net Migration – May
Friday 11 Jul (10:30am)	BusinessNZ Manuf PMI – Jun
Mon 14 Jul (10:30am)	Performance Services Index – Jun

### Interest rate markets

The yield on the bellwether US 10-year Treasury bond isn't significantly higher today compared to this time last week, but it did hit a post-liberation day high overnight before retreating. While that wasn't as high as levels seen in January, fiscal concerns have driven a sharp steepening of the US Treasury yield curve, and the 30-year bond did hit a 2025 high this week, briefly topping 5.15%, just 2.6bp below the 5.176% high seen in 2023, which was a post-GFC (and thus post-Covid) high. We wouldn't ordinarily get into the minutiae of US bond levels, but given that the high in yields coincided with the House narrowly passing of Trump's "One Big Beautiful" tax bill, clearing the way for it to be heard in the Senate, and the tendency of markets to test extremes around key events, we find it difficult to dismiss the possibility of higher yields and steeper yield curves over coming weeks. While in contrast, reduced near-term bond issuance forecast in this week's [Budget](#) put New Zealand in a much more positive light, Standard and Poor's warning that our twin deficits (fiscal and current account) may put our rating at risk put a dampener on market sentiment. We are also mindful that higher US yields and steeper yield curves are still impacting here, as is the underperformance of US bonds relative to comparable swap rates. Short end rates are also higher on account of global moves. We have been somewhat surprised by how skittish the short end has been amid global moves, especially in the wake of the RBA's dovish tilt and ahead of next week's [RBNZ MPS](#). But that event will at least inject some local flair into the market, and our expectation of a lower OCR track has potential to cap short end rates.

### FX markets

The Kiwi is little changed after a whippy week and has struggled to sustain moves up towards 0.60 as the USD DXY has found support below 100. Dairy prices and the terms of trade are clear supports for the Kiwi, but with the RBNZ still in easing mode as the Fed pauses, the Kiwi's carry advantage is waning. But if there is one positive for the Kiwi, it is the breakdown in correlations between the USD and bond spreads. Whereas in the past, higher yields were seen as a reason to buy the USD, recent fiscally-inspired spikes in yields have prompted USD selling. If this dynamic continues and market fears of fiscal unsustainability intensify, and that leads to more USD selling, that would obviously be an advantage for the Kiwi.

### The week ahead

#### Monthly Employment Indicators – April (Wednesday 28 May, 10:45am).

Weekly jobs data are pointing to a monthly decline (between -0.1% and -0.5% m/m). However, this indicator is known to miss from time to time. Nonetheless, a weak result would suggest heightened economic uncertainty has caused some firms to hit the pause button on their hiring plans in response to the global trade and confidence shock following US tariff announcements. Whether that's a blip or something a little more lasting is yet to be revealed. Global markets have recovered much of their April losses and NZ's export prices have remained robust.

**RBNZ May MPS (Wednesday 28 May, 2:00pm).** See our [Preview](#).

**ANZ Business Outlook – May (Thursday 29 May, 1:00pm).**

**ANZ-Roy Morgan Consumer Confidence – May (Friday 30 May, 10:00am).**

**Building Consents – April (Friday 30 May, 10:45am).** Building consents ticked up 9.6% m/m in March. We have been expecting a lift in building activity, but the volatility in these data mean that a m/m contraction in April would not surprise.

## Key Forecasts and Rates

FX rates	Actual			Forecast (end month)					
	Mar-25	Apr-25	Today	Jun-25	Sep-25	Dec-25	Mar-26	Jun-26	Sep-26
NZD/USD	0.569	0.592	0.590	0.550	0.570	0.590	0.600	0.610	0.620
NZD/AUD	0.910	0.926	0.920	0.902	0.905	0.922	0.923	0.924	0.925
NZD/EUR	0.526	0.521	0.523	0.491	0.500	0.509	0.517	0.517	0.525
NZD/JPY	84.9	84.7	84.8	79.8	79.8	81.4	81.6	81.7	81.8
NZD/GBP	0.440	0.443	0.439	0.423	0.432	0.440	0.441	0.449	0.449
NZ\$ TWI	67.7	69.2	68.6	65.6	67.5	69.5	70.3	70.9	71.6
Interest rates	Actual			Forecast (end month)					
	Mar-25	Apr-25	Today	Jun-25	Sep-25	Dec-25	Mar-26	Jun-26	Sep-26
NZ OCR	3.75	3.50	3.50	3.25	2.75	2.50	2.50	2.50	2.50
NZ 90 day bill	3.61	3.43	3.28	2.89	2.62	2.62	2.62	2.62	3.04
NZ 2-yr swap	3.37	3.06	3.16	2.93	2.88	2.94	3.06	3.17	3.27
NZ 10-yr bond	4.49	3.80	4.63	4.50	4.25	4.00	3.75	3.75	4.00

## Economic forecasts

	Dec-24	Mar-25	Jun-25	Sep-25	Dec-25	Mar-26	Jun-26	Sep-26	Dec-26
GDP (% qoq)	0.7	<b>0.6</b>	<b>0.4</b>	<b>0.6</b>	<b>0.6</b>	<b>0.6</b>	<b>0.7</b>	<b>0.8</b>	<b>0.7</b>
GDP (% yoy)	-1.1	<b>-0.9</b>	<b>0.6</b>	<b>2.3</b>	<b>2.2</b>	<b>2.2</b>	<b>2.5</b>	<b>2.7</b>	<b>2.8</b>
CPI (% qoq)	0.5	0.9	<b>0.6</b>	<b>0.6</b>	<b>0.5</b>	<b>0.3</b>	<b>0.3</b>	<b>0.7</b>	<b>0.4</b>
CPI (% yoy)	2.2	2.5	<b>2.8</b>	<b>2.7</b>	<b>2.6</b>	<b>2.0</b>	<b>1.7</b>	<b>1.7</b>	<b>1.7</b>
Employment (% qoq)	-0.2	0.1	<b>0.1</b>	<b>0.3</b>	<b>0.4</b>	<b>0.5</b>	<b>0.6</b>	<b>0.6</b>	<b>0.6</b>
Employment (% yoy)	-1.2	-0.7	<b>-0.7</b>	<b>0.3</b>	<b>0.9</b>	<b>1.3</b>	<b>1.8</b>	<b>2.1</b>	<b>2.3</b>
Unemployment Rate (% sa)	5.1	5.1	<b>5.2</b>	<b>5.2</b>	<b>5.1</b>	<b>4.9</b>	<b>4.8</b>	<b>4.7</b>	<b>4.5</b>

Figures in bold are forecasts. mom: Month-on-Month; qoq: Quarter-on-Quarter; yoy: Year-on-Year. Click [here](#) for full ANZ forecasts

Figure 2. GDP level

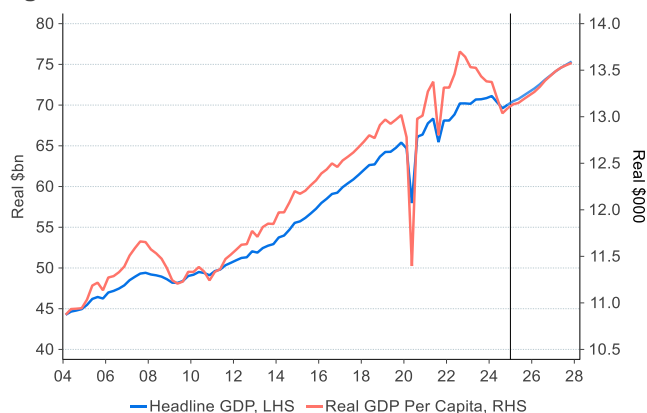


Figure 3. CPI inflation components

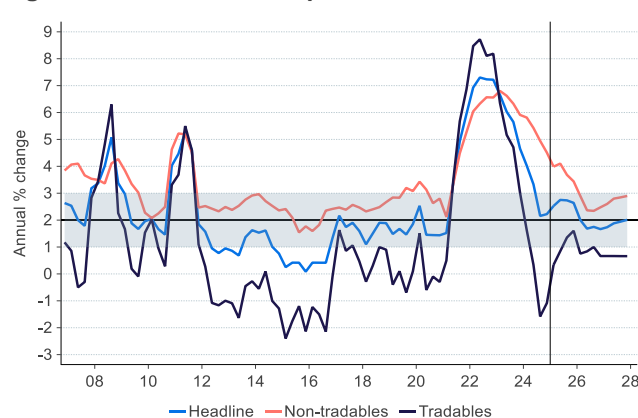


Figure 4. OCR forecast

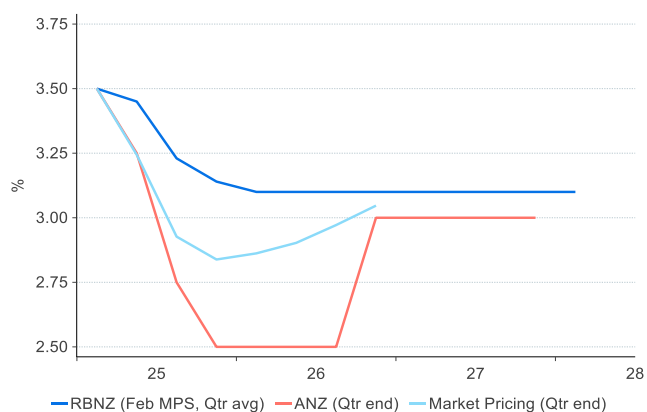
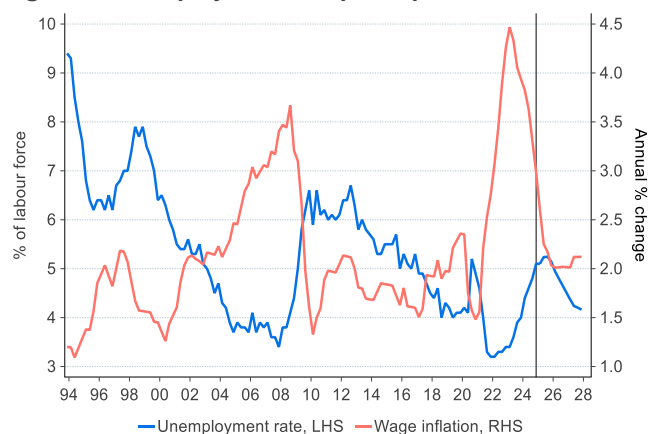


Figure 5. Unemployment and participation rate



Source: Stats NZ, RBNZ, ICAP, Bloomberg, Macrobond, ANZ Research

## Meet the team

We welcome your questions and feedback. Click [here](#) for more information about our team.



**Sharon Zollner**  
Chief Economist

Follow Sharon on Twitter  
@sharon\_zollner

Telephone: +64 9 357 4094  
Email: [sharon.zollner@anz.com](mailto:sharon.zollner@anz.com)

General enquiries:  
[research@anz.com](mailto:research@anz.com)

Follow ANZ Research  
@ANZ\_Research (global)



**David Croy**  
Senior Strategist

Market developments, interest rates,  
FX, unconventional monetary policy,  
liaison with market participants.

Telephone: +64 4 576 1022  
Email: [david.croy@anz.com](mailto:david.croy@anz.com)



**Miles Workman**  
Senior Economist

Macroeconomic forecast  
co-ordinator, economic developments,  
labour market dynamics, inflation,  
fiscal and monetary policy.

Telephone: +64 21 661 792  
Email: [miles.workman@anz.com](mailto:miles.workman@anz.com)



**Matt Galt**  
Senior Economist

Macroeconomic forecasting, economic  
developments, GDP, housing and  
credit dynamics.

Telephone: +64 21 633 469  
Email: [matthew.galt@anz.com](mailto:matthew.galt@anz.com)



**Kyle Uerata**  
Economic Statistician

Economic statistics, ANZ proprietary  
data (including ANZ Business  
Outlook), data capability and  
infrastructure.

Telephone: +64 21 633 894  
Email: [kyle.uerata@anz.com](mailto:kyle.uerata@anz.com)



**Natalie Denne**  
PA / Desktop Publisher

Business management, general  
enquiries, mailing lists, publications,  
chief economist's diary.

Telephone: +64 21 221 7438  
Email: [natalie.denne@anz.com](mailto:natalie.denne@anz.com)



## Important Notice

Last updated: 19 November 2024

**This document (in the form of text, image, video or audio) is intended for ANZ Group's Institutional, Markets, Private Bank and Premier Banking clients. It should not be forwarded, copied or distributed. The opinions and research contained in it are (a) not personal financial advice; (b) provided for information only; and (c) general in nature and do not take into account your financial situation or goals.**

This document may be restricted by law in certain jurisdictions. Recipients must observe all relevant restrictions.

**Disclaimer for all jurisdictions:** This document is prepared and distributed in your country/region by Australia and New Zealand Banking Group Limited (ABN11 005 357 522) (**ANZ**), a company incorporated in Australia or (if otherwise stated), by its subsidiary or branch (herein collectively referred to as **ANZ Group**). The views expressed in it are those of ANZ Research, an independent research team of Australia and New Zealand Banking Group Limited.

This document is distributed on the basis that it is only for the information of the specified recipient or permitted user of the relevant website (**recipients**).

This document is solely for informational purposes and nothing in it is intended to be an invitation, solicitation or offer by ANZ Group to sell, or buy, receive or provide any product or service, or to participate in a particular trading strategy.

Distribution of this document to you is only as may be permissible by the laws of your jurisdiction, and is not directed to or intended for distribution or use by recipients resident or located in jurisdictions where its use or distribution would be contrary to those laws or regulations, or in jurisdictions where ANZ Group would be subject to additional licensing or registration requirements. Further, any products and services mentioned in this document may not be available in all countries.

ANZ Group in no way provides any personal financial, legal, taxation or investment advice to you in connection with any product or service discussed in this document. Before making any investment decision, recipients should seek independent financial, legal, tax and other relevant advice having regard to their particular circumstances.

Whilst care has been taken in the preparation of this document and the information contained within is believed to be accurate and made on reasonable grounds on the date it was published, ANZ Group does not represent or warrant the accuracy or completeness of the information. Further, ANZ Group does not accept any responsibility to inform you of any matter that subsequently comes to its notice which may affect the accuracy of the information in this document.

This document may contain forward looking statements or opinions including statements regarding our intent, belief or current expectations regarding economic and market conditions, financial instruments and credit markets. Such statements are usually predictive in character, may not be accurate once the future becomes known and should not be relied upon when making investment decisions. Past performance is not a reliable indicator of future performance. ANZ does not accept any responsibility to inform you of any revisions to these forward-looking statements to reflect events or circumstances occurring after the date of this document.

Preparation of this document and the opinions expressed in it may involve material elements of subjective judgement and analysis. Unless specifically stated otherwise: they are current on the date of this document and are subject to change without notice; and, all price information is indicative only. Any opinions expressed in this document are subject to change at any time without notice.

ANZ Group does not guarantee the performance of any product mentioned in this document. All investments entail a risk and may result in both profits and losses. Any products and services described in this document may not be suitable for all investors, and transacting in these products or services may be considered risky.

ANZ Group expressly disclaims any responsibility and shall not be liable for any loss, damage, claim, liability, proceedings, cost or expense (**Liability**) arising directly or indirectly and whether in tort (including negligence), contract, equity or otherwise (including infringement of any third party rights) out of or in connection with this document and your use of it to the extent permissible under relevant law. The contents of this document have not been reviewed by any regulatory body or authority in any jurisdiction.

ANZ Group may have an interest in the subject matter of this document. They may receive fees from customers for dealing in any products or services described in this document, and their staff and introducers of business may share in such fees or remuneration that may be influenced by total sales, at all times received and/or apportioned in accordance with local regulatory requirements. Further, they or their customers may have or have had interests or long or short positions in any products or services described in this document, and may at any time make purchases and/or sales in them as principal or agent, as well as act (or have acted) as a market maker in such products. This document is published in accordance with ANZ Group's policies on conflicts of interest and ANZ Group maintains appropriate information barriers to control the flow of information between businesses within the group.

Your ANZ Group point of contact can assist with any questions about this document including for further information on these disclosures of interest.

**Australia.** ANZ holds an Australian Financial Services licence no. 234527. For a copy of ANZ's Financial Services Guide please [click here](#) or request from your ANZ point of contact.

**Brazil.** This document is distributed on a cross border basis and only following request by the recipient. No securities are being offered or sold in Brazil under this document, and no securities have been and will not be registered with the Securities Commission - CVM.

**Brunei, Japan, Kuwait, Malaysia, Switzerland, Taiwan.** This document is distributed in each of these jurisdictions by ANZ on a cross-border basis.

**Cambodia.** The information contained in this document is confidential and is provided solely for your use upon your request. This does not constitute or form part of an offer or solicitation of any offer to engage services, nor should it or any part of it form the basis of, or be relied in any connection with, any contract or commitment whatsoever. ANZ does not have a licence to undertake banking operations or securities business or similar business, in Cambodia. By requesting financial services from ANZ, you agree, represent and warrant that you are engaging our services wholly outside of Cambodia and subject to the laws of the contract governing the terms of our engagement.

**Canada.** This document is general information only, is intended for institutional use only – not retail, and is not meant to be tailored to the needs and circumstances of any recipient. In addition, this document is not intended to be an offer or solicitation to purchase or sell any security or other financial instrument or to employ a specific investment strategy.

**Chile.** You understand and agree that ANZ is not regulated by Chilean Authorities and that the provision of this document is not subject to any Chilean supervision and is not guaranteed by any regulatory or governmental agency in Chile.

**Fiji.** For Fiji regulatory purposes, this document and any views and recommendations are not to be deemed as investment advice. Fiji investors must seek licensed professional advice should they wish to make any investment in relation to this document.

**Hong Kong.** This document is issued or distributed in Hong Kong by the Hong Kong branch of ANZ, which is registered at the Hong Kong Monetary Authority to conduct Type 1 (dealing in securities), Type 4 (advising on securities) and Type 6 (advising on corporate finance) regulated activities. The contents of this document have not been reviewed by any regulatory authority in Hong Kong. If you are in any doubt about any of the contents of this document, you should obtain independent professional advice.

**India.** If this document is received in India, only you (the specified recipient) may print it provided that before doing so, you specify on it your name and place of printing.

**Israel.** ANZ is not a holder of a licence granted in Israel pursuant to the Regulation of Investment Advising, Investment Marketing and Portfolio Management Law, 1995 ("Investment Advice Law") and does not hold the insurance coverage required of a licensee pursuant to the Investment Advice Law. This publication has been prepared exclusively for Qualified Clients as such term is defined in the First Schedule to the Investment Advice Law. As a prerequisite to the receipt of a copy of this publication a recipient will be required to provide confirmation and evidence that it is a Qualified Client. Nothing in this publication should be considered Investment Advice or Investment Marketing as defined in the Investment Advice Law. Recipients are encouraged to seek competent investment advice from a locally licensed investment adviser prior to making any investment.

**Macau.** Click [here](#) to read the disclaimer for all jurisdictions in Mandarin. 澳门. 点击[此处](#)阅读所有司法管辖区的免责声明的中文版。

**Myanmar.** This document is intended to be general and part of ANZ's customer service and marketing activities when implementing its functions as a licensed bank. This document is not Securities Investment Advice (as that term is defined in the Myanmar Securities Transaction Law 2013).

**New Zealand.** This document is distributed in New Zealand by ANZ Bank New Zealand Limited. The material is for information purposes only and is not financial advice about any product or service. We recommend you seek advice about your financial situation and goals before acquiring or disposing of (or not acquiring or disposing of) a financial product.

**Oman.** ANZ neither has a registered business presence nor a representative office in Oman and does not undertake banking business or provide financial services in Oman. Consequently, ANZ is not regulated by either the Central Bank of Oman (CBO) or Oman's Capital Market Authority (CMA). The information contained in this document is for discussion purposes only and neither constitutes an offer of securities in Oman as contemplated by the Commercial Companies Law of Oman (Royal Decree 4/74) or the Capital Market Law of Oman (Royal Decree 80/98), nor does it constitute an offer to sell, or the solicitation of any offer to buy non-Omani securities in Oman as contemplated by Article 139 of the Executive Regulations to the Capital Market Law (issued vide CMA Decision 1/2009). ANZ does not solicit business in Oman and the only circumstances in which ANZ sends information or material describing financial products or financial services to recipients in Oman, is where such information or material has been requested from ANZ and the recipient understands, acknowledges and agrees that this document has not been approved by the CBO, the CMA or any other regulatory body or authority in Oman. ANZ does not market, offer, sell or distribute any financial or investment products or services in Oman and no subscription to any securities, products or financial services may or will be consummated within Oman. Nothing contained in this document is intended to constitute Omani investment, legal, tax, accounting or other professional advice.

**People's Republic of China (PRC).** This document may be distributed by either ANZ or Australia and New Zealand Bank (China) Company Limited (**ANZ China**). Recipients must comply with all applicable laws and regulations of PRC, including any prohibitions on speculative transactions and CNY/CNH arbitrage trading. If this document is distributed by ANZ or an Affiliate (other than ANZ China), the following statement and the text below is applicable: No action has been taken by ANZ or any affiliate which would permit a public offering of any products or services of such an entity or distribution or re-distribution of this document in the PRC. So, the products and services of such entities are not being offered or sold within the PRC by means of this document or any other document. This document may not be distributed, re-distributed or published in the PRC, except under circumstances that will result in compliance with any applicable laws and regulations. If and when the material accompanying this document relates to the products and/or services of ANZ China, the following statement and the text below is applicable: This document is distributed by ANZ China in the Mainland of the PRC.

**Peru.** The information contained in this document has not been, and will not be, registered with or approved by the Peruvian Superintendency of the Securities Market (Superintendencia del Mercado de Valores, **SMV**) or the Lima Stock Exchange (Bolsa de Valores de Lima, **BVL**) or under the Peruvian Securities Market Law (Legislative Decree 6 861), and will not be subject to Peruvian laws applicable to public offerings in Peru. To the extent this information refers to any securities or interests, it should be noted the securities or interests may not be offered or sold in Peru, except if (i) such securities or interests were previously registered with the Peruvian Superintendency of the Securities Market, or (ii) such offering is considered a private offering in Peru under the securities laws and regulation of Peru.

**Qatar.** This document has not been, and will not be:

- lodged or registered with, or reviewed or approved by, the Qatar Central Bank (QCB), the Qatar Financial Centre (QFC) Authority, QFC Regulatory Authority or any other authority in the State of Qatar (Qatar); or
- authorised or licensed for distribution in Qatar, and the information contained in this document does not, and is not intended to, constitute a public offer or other invitation in respect of securities in Qatar or the QFC.

The financial products or services described in this document have not been, and will not be:

- registered with the QCB, QFC Authority, QFC Regulatory Authority or any other governmental authority in Qatar; or
- authorised or licensed for offering, marketing, issue or sale, directly or indirectly, in Qatar.

Accordingly, the financial products or services described in this document are not being, and will not be, offered, issued or sold in Qatar, and this document is not being, and will not be, distributed in Qatar. The offering, marketing, issue and sale of the financial products or services described in this document and distribution of this document is being made in, and is subject to the laws, regulations and rules of, jurisdictions outside of Qatar and the QFC. Recipients of this document must abide by this restriction and not distribute this document in breach of this restriction. This document is being sent/issued to a limited number of institutional and/or sophisticated investors (i) upon their request and confirmation that they understand the statements above; and (ii) on the condition that it will not be provided to any person other than the original recipient, and is not for general circulation and may not be reproduced or used for any other purpose.

**Singapore.** To the extent that this document contains any statements of opinion and/or recommendations related to an investment product or class of investment product (as defined in the Financial Advisers Act 2001), this document is distributed in Singapore by ANZ solely for the information of "accredited investors", "expert investors" or (as the case may be) "institutional investors" (each term as defined in the Securities and Futures Act 2001 of Singapore). ANZ is licensed in Singapore under the Banking Act 1970 of Singapore and is exempted from holding a financial adviser's licence under Section 23(1)(a) of the Financial Advisers Act 2001 of Singapore. In respect of any matters arising from, or in connection with, the distribution of this document in Singapore, please speak to your usual ANZ contact in Singapore.

**United Arab Emirates (UAE).** This document is distributed in the UAE or the Dubai International Financial Centre (DIFC) (as applicable) by ANZ. This document does not, and is not intended to constitute: (a) an offer of securities anywhere in the UAE; (b) the carrying on or engagement in banking, financial and/or investment consultation business in the UAE under the rules and regulations made by the Central Bank of the UAE, the Emirates Securities and Commodities Authority or the UAE Ministry of Economy; (c) an offer of securities within the meaning of the Dubai International Financial Centre Markets Law (**DIFCML**) No. 12 of 2004; and (d) a financial promotion, as defined under the DIFCML No. 1 of 200. ANZ DIFC Branch is regulated by the Dubai Financial Services Authority (**DFSA**). The financial products or services described in this document are only available to persons who qualify as "Professional Clients" or "Market Counterparty" in accordance with the provisions of the DFSA rules.

**United Kingdom.** This document is distributed in the United Kingdom by Australia and New Zealand Banking Group Limited (ANZ) solely for the information of persons who would come within the Financial Conduct Authority (FCA) definition of "eligible counterparty" or "professional client". It is not intended for and must not be distributed to any person who would come within the FCA definition of "retail client". Nothing here excludes or restricts any duty or liability to a customer which ANZ may have under the UK Financial Services and Markets Act 2000 or under the regulatory system as defined in the Rules of the Prudential Regulation Authority (PRA) and the FCA. ANZ considers this document to constitute an Acceptable Minor Non-Monetary Benefits (AMNMB) under the relevant inducement rules of the FCA. ANZ is authorised in the United Kingdom by the PRA and is subject to regulation by the FCA and limited regulation by the PRA. Details about the extent of our regulation by the PRA are available from us on request.

**United States.** Except where this is a FX-related document, this document is distributed in the United States by ANZ Securities, Inc. (ANZ SI) which is a member of the Financial Regulatory Authority (FINRA) ([www.finra.org](http://www.finra.org)) and registered with the SEC. ANZSI's address is 277 Park Avenue, 31st Floor, New York, NY 10172, USA (Tel: +1 212 801 9160 Fax: +1 212 801 9163). ANZSI accepts responsibility for its content. Information on any securities referred to in this document may be obtained from ANZSI upon request. This document or material is intended for institutional use only – not retail. If you are an institutional customer wishing to effect transactions in any securities referred to in this document you must contact ANZSI, not its affiliates. ANZSI is authorised as a broker-dealer only for institutional customers, not for US Persons (as "US person" is defined in Regulation S under the US Securities Act of 1933, as amended) who are individuals. If you have registered to use our website or have otherwise received this document and are a US Person who is an individual: to avoid loss, you should cease to use our website by unsubscribing or should notify the sender and you should not act on the contents of this document in any way. Non-U.S. analysts may not be associated persons of ANZSI and therefore may not be subject to FINRA Rule 2242 restrictions on communications with the subject company, public appearances and trading securities held by the analysts. Where this is a FX-related document, it is distributed in the United States by ANZ's New York Branch, which is also located at 277 Park Avenue, 31st Floor, New York, NY 10172, USA (Tel: +1 212 801 916 0 Fax: +1 212 801 9163).

**Vietnam.** This document is distributed in Vietnam by ANZ or ANZ Bank (Vietnam) Limited, a subsidiary of ANZ.